

1	Name of Listed Entity : ASIAN HOTELS (NORTH) LIMITED		
2	Scrip Code/Name of Scrip/Class of Security: BSE :500023; ASIANHOTNR; Equity		
	Scrip Code/Name of Scrip/Class of Security: NSE: ASIANHOTNR; Equity		
3	Share Holding Pattern Filed Under :- Reg. 31(1)(a)/Reg. 31(1)(b)/Reg.31(1)(c) :		
	a.	If under 31(1)(b) then indicate the report for Quarter ending: 30th September, 2023	
	b.	If under 31(1)(c) then indicate date of allotment/extinguishment	
4	Declaration : The Listed Entity is required to submit the following declaration to the extent of submission of information:-		
		Particulars	Yes*
	1	Whether the Listed Entity has issued any partly paid up shares ?	No
	2	Whether the Listed Entity has issued any Convertible Securities or Warrants ?	No
	3	Whether the Listed Entity has any shares against which depository receipts are issued ?	No
	4	Whether the Listed Entity has any shares in locked-in ?	No
5	Whether any shares held by promoters are pledged or otherwise encumbered ?	Yes	
* If the Listed Entity selects the option 'No' for the questions above, the columns for the partly paid up shares, Outstanding Convertible Securities/Warrants, Depository Receipts, locked-in shares, No. of shares pledged or otherwise encumbered by promoters, as applicable, shall not be displayed at the time of dissemination on the Stock Exchange website. Also wherever there is 'No' declared by Listed Entity in above table the values will be considered as 'Zero' by default on submission of the format of holding of specified securities.			
5	The tabular format for disclosure of holding of specified securities is as follows:-		






Table I - Summary Statement holding of specified securities																		
Category (I)	Category of Share holder (II)	Nos. of Shareholders (III)	No. of fully paid-up equity shares held (IV)	No. of Partly paid-up equity shares held (V)	No. of shares underlying Depository Receipts (VI)	Total Nos. shares held (VII) = (IV)+(V)+(VI)	Shareholding as a % of total no. of shares (calculated as per SCRR,1957) (VIII) as a % of (A+B+C2)	Number of Voting Rights held in each class of securities (IX)			No. of Shares underlying outstanding convertible securities (including warrants) (X)	Shareholding, as a % assuming full conversion of convertible securities (as a percentage of diluted share capital) (XI) = (VII)+(X) as a % of (A+B+C2)	Number of Locked-In shares (XII)		Number of shares pledged or otherwise encumbered (XIII)		Number of equity shares held in dematerialized form (XIV)	
								No of Voting rights		Total as a % of (A+B+C)			No. (a)	As a % of total shares held (b)	No. (a)	As a % of total shares held (b)		
								Class eg : x	Class eg : y									Total
(A)	Promoter & Promoter Group	4	9861625	0	0	9861625	50.69	9861625	0	9861625	50.69	0	50.69	0	0	9861525	100.00	9861625
(B)	Public	10309	9591604	0	0	9591604	49.31	9591604	0	9591604	49.31	0	49.31	0	0	NA		9468289
(C)	Non Promoter-Non Public	0	0	0	0	0	0	0	0	0	0	0	0	0	0	NA		0
(C1)	Shares underlying DRs	0	0	0	0	0	NA	0	0	0	0	0	0	0	0	NA		0
(C2)	Shares held by Employee Trusts	0	0	0	0	0	0	0	0	0	0	0	0	0	0	NA		0
	Total	10313	19453229	0	0	19453229	100.00	19453229	0	19453229	100.00	0	100.00	0	0	9861525	50.69	19329914




Table II- Statement showing shareholding pattern of the Promoter and Promoter Group																				
Category & Name of the shareholders (I)	Entity Type i.e promoter or promoter group entity (except promoter)	PAN (II)	No. of shareholder (III)	No. of fully paid-up equity shares held (IV)	Partly-paid-up equity shares held (V)	Nos. of shares underlying Depository Receipts (VI)	Total Nos. shares held (VII) = IV+V+VI	Shareholding % calculated as per SCRR, 1957 As a % of (A+B+C2) (VIII)	Number of Voting Rights held in each class of securities (IX)			No. of Shares Underlying Outstanding convertible securities (including warrants) (X)	Shareholding, as % assuming full conversion of convertible securities (as a percentage of diluted share capital) (XI) = (VII)+(X) as a % of (A+B+C2)	Number of Locked in shares (XII)		Number of shares pledged or otherwise encumbered (XIII)		Number of equity shares held in dematerialized form (XIV)		
									No of Voting Rights					Total as a % of Total Voting rights	No. (a)	As a % of total shares held (b)	No. (a)		As a % of total shares held (b)	
									Class x	Class y	Total									
1 Indian																				
(a) Individuals/Hindu Undivided Family	Promoter		1	25100	0	0	25100	0.13	25100	0	25100	0.13	0	0.13	0	0	25100	100.00	25100	
Shiv Kumar Jatia			1	25100	0	0	25100	0.13	25100	0	25100	0.13	0	0.13	0	0	25100	100.00	25100	
(b) Central Government/State Government(s)			0	0	0	0	0	0.00	0	0	0	0	0	0.00	0	0	0	0	0	
(c) Financial Institutions/Banks			0	0	0	0	0	0.00	0	0	0	0	0	0	0	0	0	0	0	
(d) Any other (Bodies Corporate)	Promoter group entity		1	6500	0	0	6500	0.03	6500	0	6500	0.03	0	0.03	0	0	6400	98.46	6500	
Asian Holdings Private Limited			1	6500	0	0	6500	0.03	6500	0	6500	0.03	0	0.03	0	0	6400	98.46	6500	
Sub-Total (A)(1)			2	31600	0	0	31600	0.16	31600	0	31600	0.16	0	0.16	0	0	31500	99.68	31600	
2 Foreign																				
(a) Individuals (Non Resident Individuals/Foreign Individuals)			0	0	0	0	0	0.00	0	0	0	0	0	0.00	0	0	0	0	0	
(b) Government			0	0	0	0	0	0.00	0	0	0	0	0	0.00	0	0	0	0	0	
(c) Institutions			0	0	0	0	0	0.00	0	0	0	0	0	0.00	0	0	0	0	0	
(d) Foreign Portfolio Investor			0	0	0	0	0	0.00	0	0	0	0	0	0.00	0	0	0	0	0	
(e) Any other (Bodies Corporate)	Promoter group entity		2	9830025	0	0	9830025	50.53	9830025	0	9830025	50.53	0	50.53	0	0	9830025	100.00	9830025	
Yans Enterprises (H.K.) Ltd			1	5336880	0	0	5336880	27.43	5336880	0	5336880	27.43	0	27.43	0	0	5336880	100.00	5336880	
Fineline Holdings Limited			1	4493145	0	0	4493145	23.10	4493145	0	4493145	23.10	0	23.10	0	0	4493145	100.00	4493145	
Sub-Total (A)(2)			2	9830025	0	0	9830025	50.53	9830025	0	9830025	50.53	0	50.53	0	0	9830025	100.00	9830025	
Total Shareholding of Promoter and Promoter Group (A) = (A)(1)+(A)(2)			4	9861625	0	0	9861625	50.69	9861625	0	9861625	50.69	0	50.69	0	0	9861525	100.00	9861625	

Details of shares which remain unclaimed may be given here along with details such as number of shareholders, outstanding shares held in demat/unclaimed suspense account, voting rights which are frozen etc.- Nil


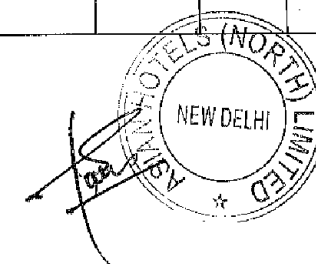


Table III- Statement showing shareholding pattern of the Public shareholder

Category & Name of the shareholders (I)	PAN (II)	No. of the shareholder (III)	No. of fully paid up equity shares held (IV)	Partly paid-up equity shares held (V)	Nos. of shares under lying Depository Receipts (VI)	Total Nos. of shares held (VII = IV+V+VI)	Shareholding % calculated as per SCRR, 1957 as a % of (A+B+C2) (VIII)	Number of Voting Rights held in each class of securities (IX)			No. of Shares Underlying Outstanding convertible securities (including warrants) (X)	Total Shareholding, as a % assuming full conversion of convertible securities (as a percentage of diluted share capital) (XI)	Number of Locked in shares (XII)		Number of shares pledged or otherwise encumbered (XIII)		Number of equity shares held in dematerialized form (XIV)	Sub-categorization of shares (XV)			
								No. of Voting rights					Total as a % of Total Voting rights	No. (a)	As a % of total shares held (b)	No. (Not applicable) (a)		As a % of total shares held (not applicable) (b)	Shareholding (No. of shares) under		
								Class x	Class y	Total									Sub-category (I)	Sub-category (II)	Sub-category (III)
1 Institutions (Domestic)																					
(a) Mutual Funds		7	395	0	0	395	0.00	395	0	395	0.00	0	0	0	0	0	0	0	0	0	
(b) Venture Capital Fund		0	0	0	0	0	0.00	0	0	0	0.00	0	0	0	0	0	0	0	0	0	
(c) Alternate Investment Funds		0	0	0	0	0	0.00	0	0	0	0.00	0	0	0	0	0	0	0	0	0	
(d) Banks		5	217	0	0	217	0.00	217	0	217	0.00	0	0	0	0	0	0	0	0	0	
(e) Insurance Companies		3	25245	0	0	25245	0.13	25245	0	25245	0.13	0	0	0	0	0	0	0	0	0	
(f) Provident Funds/Pension Funds		0	0	0	0	0	0.00	0	0	0	0.00	0	0	0	0	0	0	0	0	0	
(g) Asset Reconstruction Companies		0	0	0	0	0	0.00	0	0	0	0.00	0	0	0	0	0	0	0	0	0	
(h) Sovereign Wealth Funds		0	0	0	0	0	0.00	0	0	0	0.00	0	0	0	0	0	0	0	0	0	
(i) NBFCs Registered with RBI		4	697893	0	0	697893	3.59	697893	0	697893	3.59	0	0	0	0	0	0	0	0	0	
INDISTOCK PRIVATE LIMITED		1	688127	0	0	688127	3.54	688127	0	688127	3.54	0	0	0	0	0	0	0	0	0	
(j) Other Financial Institutions (UTI)		1	140	0	0	140	0.00	140	0	140	0.00	0	0	0	0	0	0	0	0	0	
(k) Any Other (specify)		0	0	0	0	0	0.00	0	0	0	0.00	0	0	0	0	0	0	0	0	0	
Sub-total B(1)		20	723890	0	0	723890	3.72	723890	0	723890	3.72	0	0	0	0	0	0	0	0	0	
2 Institutions (Foreign)																					
(a) Foreign Direct Investment		0	0	0	0	0	0.00	0	0	0	0.00	0	0	0	0	0	0	0	0	0	
(b) Foreign Venture Capital Investors		0	0	0	0	0	0.00	0	0	0	0.00	0	0	0	0	0	0	0	0	0	
(c) Sovereign Wealth Funds		0	0	0	0	0	0.00	0	0	0	0.00	0	0	0	0	0	0	0	0	0	
(d) Foreign Portfolio Investors (Category I)		4	214	0	0	214	0.00	214	0	214	0.00	0	0	0	0	0	0	0	0	0	
(e) Foreign Portfolio Investors (Category II)		0	0	0	0	0	0.00	0	0	0	0.00	0	0	0	0	0	0	0	0	0	
(f) Overseas Depositories (holding DRs) (balancing figure)		0	0	0	0	0	0.00	0	0	0	0.00	0	0	0	0	0	0	0	0	0	
(g) Any Other (specify)		0	0	0	0	0	0.00	0	0	0	0.00	0	0	0	0	0	0	0	0	0	
Sub-Total B(2)		4	214	0	0	214	0.00	214	0	214	0.00	0	0	0	0	0	0	0	0	0	
3 Central Government/State Government(s)																					
(a) Central Government/President of India		0	0	0	0	0	0.00	0	0	0	0.00	0	0	0	0	0	0	0	0	0	
(b) State Government/Governor		0	0	0	0	0	0.00	0	0	0	0.00	0	0	0	0	0	0	0	0	0	
(c) Shareholding by Companies or Body Corporate where central/State Government is promoter		0	0	0	0	0	0.00	0	0	0	0.00	0	0	0	0	0	0	0	0	0	
Sub-Total B(3)		0	0	0	0	0	0	0	0	0	0.00	0	0	0	0	0	0	0	0	0	
4 Non-Institutions																					
(a) Associate companies/ Subsidiaries																					
(b) Director and their relatives (excluding independent director and nominee director)		4	580224	0	0	580224	2.98	580224	0	580224	2.98	0	0	0	0	0	0	0	0	0	
SHREYA AGARWAL		2	580090	0	0	580090	2.98	580090	0	580090	2.98	0	0	0	0	0	0	0	0	0	
(c) Key Managerial Personnel		0	0	0	0	0	0.00	0	0	0	0.00	0	0	0	0	0	0	0	0	0	
(d) Relatives of promoters (other than immediate relative of promoters disclosed under 'Promoter and Promoter Group' category)		0	0	0	0	0	0.00	0	0	0	0.00	0	0	0	0	0	0	0	0	0	



Category & Name of the shareholders (I)	PAN (II)	No. of the shareholder (III)	No. of fully paid up equity shares held (IV)	Partly paid-up equity shares held (V)	Nos. of shares underlying Depository Receipts (VI)	Total Nos. of shares held (VII = IV+V+VI)	Shareholding % calculated as per SCRR, 1957 as a % of (A+B+C2) (VIII)	Number of Voting Rights held in each class of securities (IX)			No. of Shares Underlying Outstanding convertible securities (including warrants) (X)	Total Shareholding, as a % assuming full conversion of convertible securities (as a percentage of diluted share capital) (XI)	Number of Locked in shares (XII)		Number of shares pledged or otherwise encumbered (XIII)		Number of equity shares held in dematerialized form (XIV)	Sub-categorization of shares (XV)			
								No. of Voting rights					Total as a % of Total Voting rights	No. (a)	As a % of total shares held (b)	No. (Not applicable) (a)		As a % of total shares held (not applicable) (b)	Shareholding (No. of shares) under		
								Class x	Class y	Total									Sub-category (I)	Sub-category (II)	Sub-category (III)
(e) Trust where any person belonging to 'Promoter and Promoter Group' category is 'trustee', 'beneficiary', or 'author of the trust'		0	0	0	0	0	0.00	0	0	0	0.00	0	0	NA	0	0	0	0	0	0	0
(f) Investor Education and Protection Fund Authority.(IEPF)		1	161818	0	0	161818	0.83	161818	0	161818	0.83	0	0	NA	161818	0	0	0	0	0	0
(g) Resident Individual holding nominal share capital up to Rs. 2 lakhs		9688	919124	0	0	919124	4.72	919124	0	919124	4.72	0	0	NA	832862	0	0	0	0	0	0
(h) Resident Individual holding nominal share capital in excess of Rs. 2 lakhs		19	1922193	0	0	1922193	9.88	1922193	0	1922193	9.88	0	0	NA	1922193	0	0	0	0	0	0
KANTA AGARWALA		1	310321	0	0	310321	1.60	310321	0	310321	1.60	0	0	NA	310321	0	0	0	0	0	0
ROHAN GANERIWALA		1	291823	0	0	291823	1.50	291823	0	291823	1.50	0	0	NA	291823	0	0	0	0	0	0
(i) Non Resident Indians		330	1069944	0	0	1069944	5.50	1069944	0	1069944	5.50	0	0	NA	1034234	0	0	0	0	0	0
RATNA SARAF		1	960462	0	0	960462	4.94	960462	0	960462	4.94	0	0	NA	960462	0	0	0	0	0	0
(j) Foreign Nationals		0	0	0	0	0	0.00	0	0	0	0.00	0	0	NA	0	0	0	0	0	0	0
(k) Foreign Companies		0	0	0	0	0	0.00	0	0	0	0.00	0	0	NA	0	0	0	0	0	0	0
(l) Bodies Corporate		95	4115155	0	0	4115155	21.15	4115155	0	4115155	21.15	0	0	NA	4114709	0	0	0	0	0	0
J C FLOWERS ASSET RECONSTRUCTION PRIVATE LIMITED		1	1402991	0	0	1402991	7.21	1402991	0	1402991	7.21	0	0	NA	1402991	0	0	0	0	0	0
ANGEL EXPANDERS PVT LTD		1	784284	0	0	784284	4.03	784284	0	784284	4.03	0	0	NA	784284	0	0	0	0	0	0
LUCKY HOLDING PRIVATE LIMITED		1	660000	0	0	660000	3.39	660000	0	660000	3.39	0	0	NA	660000	0	0	0	0	0	0
MANU VYAPAR (P) LTD		1	355385	0	0	355385	1.83	355385	0	355385	1.83	0	0	NA	355385	0	0	0	0	0	0
SHOWN INVESTMENT PRIVATE LIMITED		1	335000	0	0	335000	1.72	335000	0	335000	1.72	0	0	NA	335000	0	0	0	0	0	0
(m) Any other (specify)		148	99042	0	0	99042	0.51	99042	0	99042	0.51	0	0	NA	99042	0	0	0	0	0	0
Clearing Member		0	0	0	0	0	0.00	0	0	0	0.00	0	0	NA	0	0	0	0	0	0	0
HUF		147	99007	0	0	99007	0.51	99007	0	99007	0.51	0	0	NA	99007	0	0	0	0	0	0
Trust		1	35	0	0	35	0.00	35	0	35	0.00	0	0	NA	35	0	0	0	0	0	0
Sub-Total (B)(4)		10285	8867500	0	0	8867500	45.58	8867500	0	8867500	45.58	0	0	NA	8745082	0	0	0	0	0	0
Total Public Shareholding (B)=(B)(1)+(B)(2)+(B)(3)+B(4)		10309	9591604	0	0	9591604	49.31	9591604	0	9591604	49.31	0	0	NA	9468289	0	0	0	0	0	0

"Foreign Portfolio Investors" includes shareholding of "Foreign Institutional Investors" also.

Details of the shareholders acting as person in Concert including their shareholding (No and %)

Sr- No	Name	No. of shares	% of total Equity
	NA.	NA.	NA.

Details of shares which remain unclaimed may be given here along with details such as number of shareholders, outstanding shares held in dema/unclaimed suspense account, voting rights which are frozen etc.

No. of shareholders	No. of shares outstanding in Unclaimed Suspense Account
0	0




Table IV- Statement showing shareholding pattern of the Non Promoter - Non Public shareholder																		
Category & Name of the shareholders (I)	PAN (II)	No. of shareholder (III)	No. of fully paid-up equity shares held (IV)	Partly paid-up equity shares held (V)	Nos. of shares underlying Depository Receipts (VI)	Total Nos. of shares held (VII = IV+V+VI)	Shareholding % calculated as per SCRR,1957 as a % of (A+B+C2) (VIII)	Number of Voting Rights held in each class of securities (IX)			No. of Shares Underlying Outstanding convertible securities (including warrants) (X)	Total shareholding, as % assuming full convertible securities (as a percentage of diluted share capital) (XI)	Number of Locked-in shares (XII)		Number of shares pledged or otherwise encumbered (XIII)		Number of equity shares held in dematerialized from (XIV) (Not Applicable)	
								No of Voting rights					Total as a % of Total Voting rights	No. (a)	As a % of total shares held (b)	No. (Not applicable)		As a % of total shares held (Not applicable)
								Class x	Class y	Total								
(1) Custodian/DR holder	0	0	0	0	0	0	0	0	0	0	0	0	0	0	0	0	0	
(a) Name of DR Holder (if available)	0	0	0	0	0	0	0	0	0	0	0	0	0	0	0	0	0	
(i) abc.....																		
(ii) efg.....																		
(2) Employee Benefit Trust / employee Welfare trust under SEBI (Share Based Employee Benefit and sweat equity) Regulations, 2021	0	0	0	0	0	0	0	0	0	0	0	0	0	0	0	0	0	
Total Non- Promoter-Non Public Shareholding (C)=(C1)+(C2)	0	0	0	0	0	0	0	0	0	0	0	0	0	0	0	0	0	




Table V- Statement showing details of Significant Beneficial owners (SBOs)

Sr. No	Details of SBO (I)		Details of the registered owner (II)		Details of holding /exercise of rights of the SBO in the reporting company, whether direct or indirect*: (III)			Date of creation / acquisition of significant beneficial interest # (IV)
	Name	Nationality	Name	PAN / Passport no. in case of a foreign national	Nationality	Whether by Virtue of:		
						Shares	%	
						Voting rights	%	
						Rights on distributable dividend or any other distribution	%	
						Exercise of Control		
						Exercise of significant influence		
1	Shiv Kumar Jatia	Indian	Asian Holdings Private Limited		India	Shares	0.16 %	29.03.2013
						Voting rights		
						Rights on distributable dividend or any other distribution		
						Exercise of Control		
						Exercise of significant influence		
2	Amritesh Jatia	Indian	Fineline holdings Limited		Mauritius	Shares	23.10 %	29.01.2013
						Voting rights		
						Rights on distributable dividend or any other distribution		
						Exercise of Control		
						Exercise of significant influence		
			Yans Enterprises (H.K.) Limited		Mauritius	Shares	27.43 %	29.01.2013
						Voting rights		
						Rights on distributable dividend or any other distribution		
						Exercise of Control		
						Exercise of significant influence		

* In case the nature of holding / exercise of the right of a SBO falls under multiple categories specified under (a) to (e) under column III, multiple rows for the same SBO shall be inserted accordingly for the each of the categories

This column shall have the details as specified by the listed entity under FORM No. BEN-2 as submitted to the Registrar.

