



|  |  |   |            |
|--|--|---|------------|
| 1  | Name of Listed Entity : <b>ASIAN HOTELS (NORTH) LIMITED</b>  |   |            |
| 2  | Scrip Code/Name of Scrip/Class of Security: <b>BSE :500023; ASIANHOTNR; Equity</b>   |   |            |
|  | Scrip Code/Name of Scrip/Class of Security: <b>NSE: ASIANHOTNR; Equity</b>   |   |            |
| 3  | Share Holding Pattern Filed Under :- Reg. 31(1)(a)/Reg. 31(1)(b)/Reg.31(1)(c) :  |   |            |
|  | a.   | If under 31(1)(b) then indicate the report for Quarter ending: <b>30th June, 2023</b> |            |
|  | b.   | if under 31(1)(c) then indicate date of allotment/extinguishment                      |            |
| 4  | Declaration : The Listed Entity is required to submit the following declaration to the extent of submission of information:- |   |            |
|  | <b>Particulars</b>   | <b>Yes*</b>   | <b>No*</b> |
|  | 1  |   | <b>No</b>  |
|  | 2  |   | <b>No</b>  |
|  | 3  |   | <b>No</b>  |
|  | 4  |   | <b>No</b>  |
|  | 5  | <b>Yes</b>  |            |
| * If the Listed Entity selects the option 'No' for the questions above, the columns for the partly paid up shares, Outstanding Convertible Securities/Warrants, Depository Receipts, locked-in shares, No. of shares pledged or otherwise encumbered by promoters, as applicable, shall not be displayed at the time of dissemination on the Stock Exchange website. Also wherever there is 'No' declared by Listed Entity in above table the values will be considered as 'Zero' by default on submission of the format of holding of specified securities. |  |   |            |
| 5  | The tabular format for disclosure of holding of specified securities is as follows:-   |   |            |



**Table I - Summary Statement holding of specified securities**

| Category (I) | Category of Share holder (II)  | Nos. of Shareholders (III) | No. of fully paid-up equity shares held (IV) | No. of Partly paid-up equity shares held (V) | No. of shares underlying Depository Receipts (VI) | Total Nos. shares held (VII) = (IV)+(V)+(VI) | Shareholding as a % of total no. of shares (calculated as per SCRR, 1957) (VIII) as a % of (A+B+C2) | Number of Voting Rights held in each class of securities (IX) |              |                         | No. of Shares underlying convertible securities (including warrants) (X) | Shareholding, as a % assuming full conversion of convertible securities (as a percentage of diluted share capital) (XI)=(VII)+(X) as a % of (A+B+C2) | Number of Locked-in shares (XII) |                                 | Number of shares pledged or otherwise encumbered (XIII) |                                 | Number of equity shares held in dematerialized form (XIV) |                 |
|--------------|--------------------------------|----------------------------|--|--|---|--|---|---|--------------|-------------------------|--|--|----------------------------------|---------------------------------|---|---------------------------------|---|-----------------|
|              |                                |                            |  |  |   |  |   | No of Voting rights   |              | Total as a % of (A+B+C) |  |  | No. (a)                          | As a % of total shares held (b) | No. (a)   | As a % of total shares held (b) |   |                 |
|              |                                |                            |  |  |   |  |   | Class eg : x  | Class eg : y |                         |  |  |                                  |                                 |   |                                 |   | Total           |
| (A)          | Promoter & Promoter Group      | 4                          | 9861625                                      | 0  | 0   | 9861625                                      | 50.69   | 9861625   | 0            | 9861625                 | 50.69  | 0  | 50.69                            | 0                               | 0   | 9861525                         | 100.00  | 9861625         |
| (B)          | Public                         | 10434                      | 9591604                                      | 0  | 0   | 9591604                                      | 49.31   | 9591604   | 0            | 9591604                 | 49.31  | 0  | 49.31                            | 0                               | 0   | NA                              |   | 9467246         |
| (C)          | Non Promoter-Non Public        | 0                          | 0  | 0  | 0   | 0  | 0   | 0   | 0            | 0                       | 0  | 0  | 0                                | 0                               | 0   | NA                              |   | 0               |
| (C1)         | Shares underlying DRs          | 0                          | 0  | 0  | 0   | 0  | NA  | 0   | 0            | 0                       | 0  | 0  | 0                                | 0                               | 0   | NA                              |   | 0               |
| (C2)         | Shares held by Employee Trusts | 0                          | 0  | 0  | 0   | 0  | 0   | 0   | 0            | 0                       | 0  | 0  | 0                                | 0                               | 0   | NA                              |   | 0               |
| <b>Total</b> |                                | <b>10438</b>               | <b>19453229</b>                              | <b>0</b>                                     | <b>0</b>  | <b>19453229</b>                              | <b>100.00</b>   | <b>19453229</b>   | <b>0</b>     | <b>19453229</b>         | <b>100.00</b>  | <b>0</b>   | <b>100.00</b>                    | <b>0</b>                        | <b>0</b>  | <b>9861525</b>                  | <b>50.69</b>  | <b>19328871</b> |



**Table II- Statement showing shareholding pattern of the Promoter and Promoter Group.**

| Category & Name of the shareholders (I)                                     | Entity-Type i.e promoter or promoter group entity (except promoter) | No. of shareholder (III) | No. of fully paid-up equity shares held (IV) | Partly-paid-up equity shares held (V) | Nos. of shares underlying Depository Receipts (VI) | Total Nos. shares held (VII = IV+V+VI) | Shareholding % calculated as per SCRR, 1957 As a % of (A+B+C2) (VIII) | Number of Voting Rights held in each class of securities (IX) |          |                | No. of Shares Underlying Outstanding convertible securities (including warrants) (X) | Shareholding, as % assuming full conversion of convertible securities (as a percentage of diluted share capital) (XI)=(VII)+(X) as a % of (A+B+C2) | Number of Locked in shares (XII)    |          | Number of shares pledged or otherwise encumbered (XIII) |                | Number of equity shares held in dematerialized form (XIV) |                                 |
|---|---|--------------------------|--|---------------------------------------|--|--|---|---|----------|----------------|--|--|-------------------------------------|----------|---|----------------|---|---------------------------------|
|   |   |                          |  |                                       |  |  |   | No of Voting Rights   |          |                |  |  | Total as a % of Total Voting rights | No. (a)  | As a % of total shares held (b)                         | No. (a)        |   | As a % of total shares held (b) |
|   |   |                          |  |                                       |  |  |   | Class x   | Class y  | Total          |  |  |                                     |          |   |                |   |                                 |
| <b>1 Indian</b>   |   |                          |  |                                       |  |  |   |   |          |                |  |  |                                     |          |   |                |   |                                 |
| (a) Individuals/Hindu Undivided Family                                      | Promoter  | 1                        | 25100  | 0                                     | 0  | 25100                                  | 0.13  | 25100   | 0        | 25100          | 0.13   | 0  | 0                                   | 0        | 0   | 25100          | 100.00  | 25100                           |
| Shiv Kumar Jatia  |   | 1                        | 25100  | 0                                     | 0  | 25100                                  | 0.13  | 25100   | 0        | 25100          | 0.13   | 0  | 0                                   | 0        | 0   | 25100          | 100.00  | 25100                           |
| (b) Central Government/State Government(s)                                  |   | 0                        | 0  | 0                                     | 0  | 0                                      | 0.00  | 0   | 0        | 0              | 0.00   | 0  | 0                                   | 0        | 0   | 0              | 0   | 0                               |
| (c) Financial Institutions/Banks  |   | 0                        | 0  | 0                                     | 0  | 0                                      | 0.00  | 0   | 0        | 0              | 0.00   | 0  | 0                                   | 0        | 0   | 0              | 0   | 0                               |
| (d) Any other (Bodies Corporate)  | Promoter group entity   | 1                        | 6500   | 0                                     | 0  | 6500                                   | 0.03  | 6500  | 0        | 6500           | 0.03   | 0  | 0                                   | 0        | 0   | 6400           | 98.46   | 6500                            |
| Aslan Holdings Private Limited  |   | 1                        | 6500   | 0                                     | 0  | 6500                                   | 0.03  | 6500  | 0        | 6500           | 0.03   | 0  | 0                                   | 0        | 0   | 6400           | 98.46   | 6500                            |
| <b>Sub-Total (A)(1)</b>   |   | <b>2</b>                 | <b>31600</b>                                 | <b>0</b>                              | <b>0</b>   | <b>31600</b>                           | <b>0.16</b>   | <b>31600</b>  | <b>0</b> | <b>31600</b>   | <b>0.16</b>  | <b>0</b>   | <b>0</b>                            | <b>0</b> | <b>0</b>  | <b>31500</b>   | <b>99.68</b>  | <b>31600</b>                    |
| <b>2 Foreign</b>  |   |                          |  |                                       |  |  |   |   |          |                |  |  |                                     |          |   |                |   |                                 |
| (a) Individuals (Non Resident Individuals/Foreign Individuals)              |   | 0                        | 0  | 0                                     | 0  | 0                                      | 0.00  | 0   | 0        | 0              | 0.00   | 0  | 0                                   | 0        | 0   | 0              | 0   | 0                               |
| (b) Government  |   | 0                        | 0  | 0                                     | 0  | 0                                      | 0.00  | 0   | 0        | 0              | 0.00   | 0  | 0                                   | 0        | 0   | 0              | 0   | 0                               |
| (c) Institutions  |   | 0                        | 0  | 0                                     | 0  | 0                                      | 0.00  | 0   | 0        | 0              | 0.00   | 0  | 0                                   | 0        | 0   | 0              | 0   | 0                               |
| (d) Foreign Portfolio Investor  |   | 0                        | 0  | 0                                     | 0  | 0                                      | 0.00  | 0   | 0        | 0              | 0.00   | 0  | 0                                   | 0        | 0   | 0              | 0   | 0                               |
| (e) Any other (Bodies Corporate)  | Promoter group entity   | 2                        | 9830025                                      | 0                                     | 0  | 9830025                                | 50.53   | 9830025   | 0        | 9830025        | 50.53  | 0  | 0                                   | 0        | 0   | 9830025        | 100.00  | 9830025                         |
| Yans Enterprises (H.K.) Ltd   |   | 1                        | 5336880                                      | 0                                     | 0  | 5336880                                | 27.43   | 5336880   | 0        | 5336880        | 27.43  | 0  | 0                                   | 0        | 0   | 5336880        | 100.00  | 5336880                         |
| Fineline Holdings Limited   |   | 1                        | 4493145                                      | 0                                     | 0  | 4493145                                | 23.10   | 4493145   | 0        | 4493145        | 23.10  | 0  | 0                                   | 0        | 0   | 4493145        | 100.00  | 4493145                         |
| <b>Sub-Total (A)(2)</b>   |   | <b>2</b>                 | <b>9830025</b>                               | <b>0</b>                              | <b>0</b>   | <b>9830025</b>                         | <b>50.53</b>  | <b>9830025</b>  | <b>0</b> | <b>9830025</b> | <b>50.53</b>   | <b>0</b>   | <b>0</b>                            | <b>0</b> | <b>0</b>  | <b>9830025</b> | <b>100.00</b>   | <b>9830025</b>                  |
| <b>Total Shareholding of Promoter and Promoter Group (A)= (A)(1)+(A)(2)</b> |   | <b>4</b>                 | <b>9861625</b>                               | <b>0</b>                              | <b>0</b>   | <b>9861625</b>                         | <b>50.69</b>  | <b>9861625</b>  | <b>0</b> | <b>9861625</b> | <b>50.69</b>   | <b>0</b>   | <b>0</b>                            | <b>0</b> | <b>0</b>  | <b>9861525</b> | <b>100.00</b>   | <b>9861625</b>                  |

Details of shares which remain unclaimed may be given here along with details such as number of shareholders, outstanding shares held in demat/unclaimed suspense account, voting rights which are frozen etc.- Nil

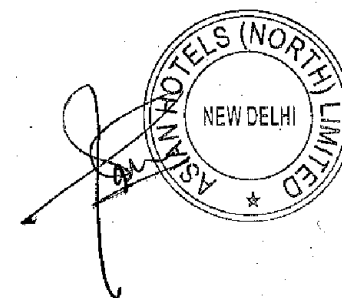
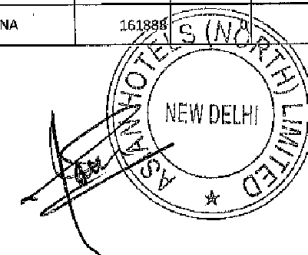


Table III- Statement showing shareholding pattern of the Public shareholder

| Category & Name of the shareholders (I)  | PAN (II) | No. of the share holder (III) | No. of fully paid up equity shares held (IV) | Partly paid-up equity shares held (V) | Nos. of shares under lying Depository Receipts (VI) | Total Nos. of shares held (VII = IV+V+VI) | Shareholding % calculated as per SCRR, 1957 as a % of (A+B+C2) (VIII) | Number of Voting Rights held in each class of securities (IX) |         |        | No. of Shares Underlying Outstanding convertible securities (including warrants) (X) | Total Shareholding, as a % assuming full conversion of convertible securities (as a percentage of diluted share capital) (XI) | Number of Locked in shares (XII)    |         | Number of shares pledged or otherwise encumbered (XIII) |                          | Number of equity shares held in dematerialized form (XIV) | Sub-categorization of shares (XV)                |                                    |                   |                    |
|--|----------|-------------------------------|--|---------------------------------------|---|---|---|---|---------|--------|--|---|-------------------------------------|---------|---|--------------------------|---|--|------------------------------------|-------------------|--------------------|
|  |          |                               |  |                                       |   |   |   | No. of Voting rights  |         |        |  |   | Total as a % of Total Voting rights | No. (a) | As a % of total shares held (b)                         | No. (Not applicable) (a) |   | As a % of total shares held (not applicable) (b) | Shareholding (No. of shares) under |                   |                    |
|  |          |                               |  |                                       |   |   |   | Class x   | Class y | Total  |  |   |                                     |         |   |                          |   |  | Sub-category (I)                   | Sub-category (II) | Sub-category (III) |
| <b>1 Institutions (Domestic)</b>   |          |                               |  |                                       |   |   |   |   |         |        |  |   |                                     |         |   |                          |   |  |                                    |                   |                    |
| (a) Mutual Funds   |          | 7                             | 395  | 0                                     | 0   | 395                                       | 0.00  | 395   | 0       | 395    | 0.00   | 0   | 0                                   | 0       | 0   | NA                       | 195   | 0  | 0                                  | 0                 |                    |
| (b) Venture Capital Fund   |          | 0                             | 0  | 0                                     | 0   | 0   | 0.00  | 0   | 0       | 0      | 0.00   | 0   | 0                                   | 0       | 0   | NA                       | 0   | 0  | 0                                  | 0                 |                    |
| (c) Alternate Investment Funds   |          | 0                             | 0  | 0                                     | 0   | 0   | 0.00  | 0   | 0       | 0      | 0.00   | 0   | 0                                   | 0       | 0   | NA                       | 0   | 0  | 0                                  | 0                 |                    |
| (d) Banks  |          | 5                             | 217  | 0                                     | 0   | 217                                       | 0.00  | 217   | 0       | 217    | 0.00   | 0   | 0                                   | 0       | 0   | NA                       | 80  | 0  | 0                                  | 0                 |                    |
| (e) Insurance Companies  |          | 3                             | 25245  | 0                                     | 0   | 25245                                     | 0.13  | 25245   | 0       | 25245  | 0.13   | 0   | 0                                   | 0       | 0   | NA                       | 25005   | 0  | 0                                  | 0                 |                    |
| (f) Provident Funds/Pension Funds  |          | 0                             | 0  | 0                                     | 0   | 0   | 0.00  | 0   | 0       | 0      | 0.00   | 0   | 0                                   | 0       | 0   | NA                       | 0   | 0  | 0                                  | 0                 |                    |
| (g) Asset Reconstruction Companies   |          | 0                             | 0  | 0                                     | 0   | 0   | 0.00  | 0   | 0       | 0      | 0.00   | 0   | 0                                   | 0       | 0   | NA                       | 0   | 0  | 0                                  | 0                 |                    |
| (h) Sovereign Wealth Funds   |          | 0                             | 0  | 0                                     | 0   | 0   | 0.00  | 0   | 0       | 0      | 0.00   | 0   | 0                                   | 0       | 0   | NA                       | 0   | 0  | 0                                  | 0                 |                    |
| (i) NBFCs Registered with RBI  |          | 3                             | 688237                                       | 0                                     | 0   | 688237                                    | 3.54  | 688237  | 0       | 688237 | 3.54   | 0   | 0                                   | 0       | 0   | NA                       | 688237  | 0  | 0                                  | 0                 |                    |
| INDISTOCK PRIVATE LIMITED  |          | 1                             | 688127                                       | 0                                     | 0   | 688127                                    | 3.54  | 688127  | 0       | 688127 | 3.54   | 0   | 0                                   | 0       | 0   | NA                       | 688127  | 0  | 0                                  | 0                 |                    |
| (j) Other Financial Institutions (UTI)   |          | 1                             | 140  | 0                                     | 0   | 140                                       | 0.00  | 140   | 0       | 140    | 0.00   | 0   | 0                                   | 0       | 0   | NA                       | 0   | 0  | 0                                  | 0                 |                    |
| (k) Any Other (specify)  |          | 0                             | 0  | 0                                     | 0   | 0   | 0.00  | 0   | 0       | 0      | 0.00   | 0   | 0                                   | 0       | 0   | NA                       | 0   | 0  | 0                                  | 0                 |                    |
| Sub-total B(1)   |          | 19                            | 714234                                       | 0                                     | 0   | 714234                                    | 3.67  | 714234  | 0       | 714234 | 3.67   | 0   | 0                                   | 0       | 0   | NA                       | 713517  | 0  | 0                                  | 0                 |                    |
| <b>2 Institutions (Foreign)</b>  |          |                               |  |                                       |   |   |   |   |         |        |  |   |                                     |         |   |                          |   |  |                                    |                   |                    |
| (a) Foreign Direct Investment  |          | 0                             | 0  | 0                                     | 0   | 0   | 0.00  | 0   | 0       | 0      | 0.00   | 0   | 0                                   | 0       | 0   | NA                       | 0   | 0  | 0                                  | 0                 |                    |
| (b) Foreign Venture Capital Investors  |          | 0                             | 0  | 0                                     | 0   | 0   | 0.00  | 0   | 0       | 0      | 0.00   | 0   | 0                                   | 0       | 0   | NA                       | 0   | 0  | 0                                  | 0                 |                    |
| (c) Sovereign Wealth Funds   |          | 0                             | 0  | 0                                     | 0   | 0   | 0.00  | 0   | 0       | 0      | 0.00   | 0   | 0                                   | 0       | 0   | NA                       | 0   | 0  | 0                                  | 0                 |                    |
| (d) Foreign Portfolio Investors (Category I)   |          | 4                             | 214  | 0                                     | 0   | 214                                       | 0.00  | 214   | 0       | 214    | 0.00   | 0   | 0                                   | 0       | 0   | NA                       | 34  | 0  | 0                                  | 0                 |                    |
| (e) Foreign Portfolio Investors (Category II)  |          | 0                             | 0  | 0                                     | 0   | 0   | 0.00  | 0   | 0       | 0      | 0.00   | 0   | 0                                   | 0       | 0   | NA                       | 0   | 0  | 0                                  | 0                 |                    |
| (f) Overseas Depositories (holding DRs) (balancing figure)   |          | 0                             | 0  | 0                                     | 0   | 0   | 0.00  | 0   | 0       | 0      | 0.00   | 0   | 0                                   | 0       | 0   | NA                       | 0   | 0  | 0                                  | 0                 |                    |
| (g) Any Other (specify)  |          | 0                             | 0  | 0                                     | 0   | 0   | 0.00  | 0   | 0       | 0      | 0.00   | 0   | 0                                   | 0       | 0   | NA                       | 0   | 0  | 0                                  | 0                 |                    |
| Sub-Total B(2)   |          | 4                             | 214  | 0                                     | 0   | 214                                       | 0.00  | 214   | 0       | 214    | 0.00   | 0   | 0                                   | 0       | 0   | NA                       | 34  | 0  | 0                                  | 0                 |                    |
| <b>3 Central Government/State Government(s)</b>  |          |                               |  |                                       |   |   |   |   |         |        |  |   |                                     |         |   |                          |   |  |                                    |                   |                    |
| (a) Central Government/President of India  |          | 0                             | 0  | 0                                     | 0   | 0   | 0.00  | 0   | 0       | 0      | 0.00   | 0   | 0                                   | 0       | 0   | NA                       | 0   | 0  | 0                                  | 0                 |                    |
| (b) State Government/Governor  |          | 0                             | 0  | 0                                     | 0   | 0   | 0.00  | 0   | 0       | 0      | 0.00   | 0   | 0                                   | 0       | 0   | NA                       | 0   | 0  | 0                                  | 0                 |                    |
| (c) Shareholding by Companies or Body Corporate where central /State Government is promoter  |          | 0                             | 0  | 0                                     | 0   | 0   | 0.00  | 0   | 0       | 0      | 0.00   | 0   | 0                                   | 0       | 0   | NA                       | 0   | 0  | 0                                  | 0                 |                    |
| Sub-Total B(3)   |          | 0                             | 0  | 0                                     | 0   | 0   | 0.00  | 0   | 0       | 0      | 0.00   | 0   | 0                                   | 0       | 0   | NA                       | 0   | 0  | 0                                  | 0                 |                    |
| <b>4 Non-institutions</b>  |          |                               |  |                                       |   |   |   |   |         |        |  |   |                                     |         |   |                          |   |  |                                    |                   |                    |
| (a) Associate companies/ Subsidiaries  |          |                               |  |                                       |   |   |   |   |         |        |  |   |                                     |         |   |                          |   |  |                                    |                   |                    |
| (b) Director and their relatives (excluding independent director and nominee director)   |          | 4                             | 580224                                       | 0                                     | 0   | 580224                                    | 2.98  | 580224  | 0       | 580224 | 2.98   | 0   | 0                                   | 0       | 0   | NA                       | 580224  | 0  | 0                                  | 0                 |                    |
| SHREYA AGARWAL   |          | 2                             | 580090                                       | 0                                     | 0   | 580090                                    | 2.98  | 580090  | 0       | 580090 | 2.98   | 0   | 0                                   | 0       | 0   | NA                       | 580090  | 0  | 0                                  | 0                 |                    |
| (c) Key Managerial Personnel   |          | 0                             | 0  | 0                                     | 0   | 0   | 0.00  | 0   | 0       | 0      | 0.00   | 0   | 0                                   | 0       | 0   | NA                       | 0   | 0  | 0                                  | 0                 |                    |
| (d) Relatives of promoters (other than 'immediate relative of promoters disclosed under 'Promoter and Promoter Group' category)      |          | 0                             | 0  | 0                                     | 0   | 0   | 0.00  | 0   | 0       | 0      | 0.00   | 0   | 0                                   | 0       | 0   | NA                       | 0   | 0  | 0                                  | 0                 |                    |
| (e) Trust where any person belonging to 'Promoter and Promoter Group' category is 'trustee', 'beneficiary', or 'author of the trust' |          | 0                             | 0  | 0                                     | 0   | 0   | 0.00  | 0   | 0       | 0      | 0.00   | 0   | 0                                   | 0       | 0   | NA                       | 0   | 0  | 0                                  | 0                 |                    |
| (f) Investor Education and Protection Fund Authority (IEPF)  |          | 1                             | 161888                                       | 0                                     | 0   | 161888                                    | 0.83  | 161888  | 0       | 161888 | 0.83   | 0   | 0                                   | 0       | 0   | NA                       | 161888  | 0  | 0                                  | 0                 |                    |



| Category & Name of the shareholders (I)  | PAN (II) | No. of the shareholder (III) | No. of fully paid up equity shares held (IV) | Partly paid-up equity shares held (V) | Nos. of shares underlying Depository Receipts (VI) | Total Nos. of shares held (VII) = IV+V+VI | Shareholding % calculated as per SCRR, 1957 as a % of (A+B+C2) (VIII) | Number of Voting Rights held in each class of securities (IX) |         |         | No. of Shares Underlying Outstanding convertible securities (including warrants) (X) | Total Shareholding, as a % assuming full conversion of convertible securities (as a percentage of diluted share capital) (XI) | Number of Locked In shares (XII)    |         | Number of shares pledged or otherwise encumbered (XIII) |                          | Number of equity shares held in dematerialized form (XIV) | Sub-categorization of shares (XV)                |                                    |                   |                    |
|--|----------|------------------------------|--|---------------------------------------|--|---|---|---|---------|---------|--|---|-------------------------------------|---------|---|--------------------------|---|--|------------------------------------|-------------------|--------------------|
|  |          |                              |  |                                       |  |   |   | No. of Voting rights  |         |         |  |   | Total as a % of Total Voting rights | No. (a) | As a % of total shares held (b)                         | No. (Not applicable) (a) |   | As a % of total shares held (not applicable) (b) | Shareholding (No. of shares) under |                   |                    |
|  |          |                              |  |                                       |  |   |   | Class x   | Class y | Total   |  |   |                                     |         |   |                          |   |  | Sub-category (I)                   | Sub-category (II) | Sub-category (III) |
| (g) Resident Individual holding nominal share capital up to Rs. 2 lakhs        |          | 9806                         | 949885                                       | 0                                     | 0  | 949885                                    | 4.88  | 949885  | 0       | 949885  | 4.88   | 0   | 0                                   | NA      | 862580  | 0                        | 0   | 0  |                                    |                   |                    |
| (h) Resident Individual holding nominal share capital in excess of Rs. 2 lakhs |          | 22                           | 2099296                                      | 0                                     | 0  | 2099296                                   | 10.79   | 2099296   | 0       | 2099296 | 10.79  | 0   | 0                                   | NA      | 2099296   | 0                        | 0   | 0  |                                    |                   |                    |
| KANTA AGARWALA   |          | 1                            | 310321                                       | 0                                     | 0  | 310321                                    | 1.60  | 310321  | 0       | 310321  | 1.60   | 0   | 0                                   | NA      | 310321  | 0                        | 0   | 0  |                                    |                   |                    |
| ROHAN GANERIWALA   |          | 1                            | 291823                                       | 0                                     | 0  | 291823                                    | 1.50  | 291823  | 0       | 291823  | 1.50   | 0   | 0                                   | NA      | 291823  | 0                        | 0   | 0  |                                    |                   |                    |
| (i) Non Resident Indians   |          | 330                          | 1586100                                      | 0                                     | 0  | 1586100                                   | 8.15  | 1586100   | 0       | 1586100 | 8.15   | 0   | 0                                   | NA      | 1550390   | 0                        | 0   | 0  |                                    |                   |                    |
| RADHEY SHYAM SARAF   |          | 1                            | 960462                                       | 0                                     | 0  | 960462                                    | 4.94  | 960462  | 0       | 960462  | 4.94   | 0   | 0                                   | NA      | 960462  | 0                        | 0   | 0  |                                    |                   |                    |
| SANDEEP KUMAR DHANUKA  |          | 1                            | 515802                                       | 0                                     | 0  | 515802                                    | 2.65  | 515802  | 0       | 515802  | 2.65   | 0   | 0                                   | NA      | 515802  | 0                        | 0   | 0  |                                    |                   |                    |
| (j) Foreign Nationals  |          | 0                            | 0  | 0                                     | 0  | 0   | 0.00  | 0   | 0       | 0       | 0.00   | 0   | 0                                   | NA      | 0   | 0                        | 0   | 0  |                                    |                   |                    |
| (k) Foreign Companies  |          | 0                            | 0  | 0                                     | 0  | 0   | 0.00  | 0   | 0       | 0       | 0.00   | 0   | 0                                   | NA      | 0   | 0                        | 0   | 0  |                                    |                   |                    |
| (l) Bodies Corporate   |          | 101                          | 3225922                                      | 0                                     | 0  | 3225922                                   | 16.58   | 3225922   | 0       | 3225922 | 16.58  | 0   | 0                                   | NA      | 3225476   | 0                        | 0   | 0  |                                    |                   |                    |
| J C FLOWERS ASSET RECONSTRUCTION PRIVATE LIMITED                               |          | 1                            | 1402991                                      | 0                                     | 0  | 1402991                                   | 7.21  | 1402991   | 0       | 1402991 | 7.21   | 0   | 0                                   | NA      | 1402991   | 0                        | 0   | 0  |                                    |                   |                    |
| LUCKY HOLDING PRIVATE LIMITED  |          | 1                            | 660000                                       | 0                                     | 0  | 660000                                    | 3.39  | 660000  | 0       | 660000  | 3.39   | 0   | 0                                   | NA      | 660000  | 0                        | 0   | 0  |                                    |                   |                    |
| MANU VYAPAR (P) LTD  |          | 1                            | 355385                                       | 0                                     | 0  | 355385                                    | 1.83  | 355385  | 0       | 355385  | 1.83   | 0   | 0                                   | NA      | 355385  | 0                        | 0   | 0  |                                    |                   |                    |
| SHOWN INVESTMENT PRIVATE LIMITED   |          | 1                            | 335000                                       | 0                                     | 0  | 335000                                    | 1.72  | 335000  | 0       | 335000  | 1.72   | 0   | 0                                   | NA      | 335000  | 0                        | 0   | 0  |                                    |                   |                    |
| (m) Any other (specify)  |          | 147                          | 273841                                       | 0                                     | 0  | 273841                                    | 1.41  | 273841  | 0       | 273841  | 1.41   | 0   | 0                                   | NA      | 273841  | 0                        | 0   | 0  |                                    |                   |                    |
| Clearing Member  |          | 0                            | 0  | 0                                     | 0  | 0   | 0.00  | 0   | 0       | 0       | 0.00   | 0   | 0                                   | NA      | 0   | 0                        | 0   | 0  |                                    |                   |                    |
| HUF  |          | 146                          | 273806                                       | 0                                     | 0  | 273806                                    | 1.41  | 273806  | 0       | 273806  | 1.41   | 0   | 0                                   | NA      | 273806  | 0                        | 0   | 0  |                                    |                   |                    |
| Trust  |          | 1                            | 35   | 0                                     | 0  | 35  | 0.00  | 35  | 0       | 35      | 0.00   | 0   | 0                                   | NA      | 35  | 0                        | 0   | 0  |                                    |                   |                    |
| <b>Sub-Total (B)(4)</b>  |          | 10411                        | 8877156                                      | 0                                     | 0  | 8877156                                   | 45.63   | 8877156   | 0       | 8877156 | 45.63  | 0   | 0                                   | NA      | 8753695   | 0                        | 0   | 0  |                                    |                   |                    |
| <b>Total Public Shareholding (B)=(B)(1)+(B)(2)+(B)(3)+B(4)</b>                 |          | 10434                        | 9591604                                      | 0                                     | 0  | 9591604                                   | 49.31   | 9591604   | 0       | 9591604 | 49.31  | 0   | 0                                   | NA      | 9467246   | 0                        | 0   | 0  |                                    |                   |                    |

| "Foreign Portfolio Investors" includes shareholding of "Foreign Institutional Investors" also.  |      |   |                   |
|---|------|---|-------------------|
| Details of the shareholders acting as person in Concert including their shareholding (No and %)   |      |   |                   |
| Sr- No  | Name | No. of shares   | % of total Equity |
|   | NA.  | NA.   | NA.               |
| Details of shares which remain unclaimed may be given here along with details such as number of shareholders, outstanding shares held in dema/unclaimed suspense account, voting rights which are frozen etc. |      |   |                   |
| No. of shareholders   |      | No. of shares outstanding in Unclaimed Suspense Account |                   |
| 0   |      | 0   |                   |






Table IV- Statement showing shareholding pattern of the Non Promoter - Non Public shareholder

| Category & Name of the shareholders<br>(I)   | PAN<br>(II) | No. of<br>shareholder<br>(III) | No. of fully<br>paid-up<br>equity<br>shares held<br>(IV) | Partly paid<br>- up equity<br>shares held<br>(V) | Nos. of<br>shares<br>underlying<br>Depository<br>Receipts<br>(VI) | Total Nos.<br>of shares<br>held (VII =<br>IV+V+VI) | Sharehold<br>ing %<br>calculated<br>as per<br>SCRR,1957<br>as a % of<br>(A+B+C2)<br>(VIII) | Number of Voting Rights held in<br>each class of securities<br>(IX) |         |       | No. of<br>Shares<br>Underlyin<br>g<br>Outstandi<br>ng<br>convertibl<br>e<br>securities<br>(including<br>warrants)<br>(X) | Total<br>shareholdin<br>g, as %<br>assuming<br>full<br>convertible<br>securities (as<br>a<br>percentage<br>of diluted<br>share<br>capital)<br>(XI) | Number of Locked-<br>in shares (XII)            |         | Number of<br>shares pledged<br>or otherwise<br>encumbered<br>(XIII) |                                | Number of<br>equity<br>shares held<br>in<br>dematerializ<br>ed from<br>(XIV) (Not<br>Applicable) |   |
|--|-------------|--------------------------------|--|--|---|--|--|---|---------|-------|--|--|---|---------|---|--------------------------------|--|---|
|  |             |                                |  |  |   |  |  | No of Voting rights   |         |       |  |  | Total as<br>a % of<br>Total<br>Voting<br>rights | No. (a) | As a %<br>of total<br>shares<br>held (b)                            | No.<br>(Not<br>applicab<br>le) |  | As a %<br>of total<br>shares<br>held<br>(Not<br>applicab<br>le) |
|  |             |                                |  |  |   |  |  | Class x   | Class y | Total |  |  |   |         |   |                                |  |   |
| (1) Custodian/DR holder:   | 0           | 0                              | 0  | 0  | 0   | 0  | 0  | 0   | 0       | 0     | 0  | 0  | 0   | 0       | 0   | 0                              | 0  | 0   |
| (a) Name of DR Holder (if available)   | 0           | 0                              | 0  | 0  | 0   | 0  | 0  | 0   | 0       | 0     | 0  | 0  | 0   | 0       | 0   | 0                              | 0  | 0   |
| (i) abc.....   |             |                                |  |  |   |  |  |   |         |       |  |  |   |         |   |                                |  |   |
| (ii) efg.....  |             |                                |  |  |   |  |  |   |         |       |  |  |   |         |   |                                |  |   |
| (2) Employee Benefit Trust / employee Welfare<br>trust under SEBI (Share Based Employee<br>Benefit and sweat equity) Regulations,<br>2021. | 0           | 0                              | 0  | 0  | 0   | 0  | 0  | 0   | 0       | 0     | 0  | 0  | 0   | 0       | 0   | 0                              | 0  | 0   |
| <b>Total Non- Promoter-Non Public Shareholding<br/>(C)=(C)(1)+(C)(2)</b>   | 0           | 0                              | 0  | 0  | 0   | 0  | 0  | 0   | 0       | 0     | 0  | 0  | 0   | 0       | 0   | 0                              | 0  | 0   |





**Table V- Statement showing details of Significant Beneficial owners (SBOs)**

| Sr. No | Details of SBO (I) |             | Details of the registered owner (II) |             | Details of holding / exercise of rights of the SBO in the reporting company, whether direct or indirect* (III) |       |   | Date of creation / acquisition of significant beneficial interest # (IV) |
|--------|--------------------|-------------|--------------------------------------|-------------|--|-------|---|--|
|        | Name               | Nationality | Name                                 | Nationality | Whether by Virtue of:  |       |   |  |
|        |                    |             |                                      |             | Shares   |       | % |  |
|        |                    |             |                                      |             | Voting rights  |       | % |  |
|        |                    |             |                                      |             | Rights on distributable dividend or any other distribution   |       | % |  |
|        |                    |             |                                      |             | Exercise of Control  |       |   |  |
|        |                    |             |                                      |             | Exercise of significant influence  |       |   |  |
| 1      | Shiv Kumar Jatia   | Indian      | Asian Holdings Private Limited       | India       | Shares   | 0.16  | % | 29.03.2013   |
|        |                    |             |                                      |             | Voting rights  |       |   |  |
|        |                    |             |                                      |             | Rights on distributable dividend or any other distribution   |       |   |  |
|        |                    |             |                                      |             | Exercise of Control  |       |   |  |
|        |                    |             |                                      |             | Exercise of significant influence  |       |   |  |
|        |                    |             |                                      |             |  |       |   |  |
| 2      | Amritesh Jatia     | Indian      | Fineline holdings Limited            | Mauritius   | Shares   | 23.10 | % | 29.01.2013   |
|        |                    |             |                                      |             | Voting rights  |       |   |  |
|        |                    |             |                                      |             | Rights on distributable dividend or any other distribution   |       |   |  |
|        |                    |             |                                      |             | Exercise of Control  |       |   |  |
|        |                    |             |                                      |             | Exercise of significant influence  |       |   |  |
|        |                    |             | Yans Enterprises (H.K.) Limited      | Mauritius   | Shares   | 27.43 | % | 29.01.2013   |
|        |                    |             |                                      |             | Voting rights  |       |   |  |
|        |                    |             |                                      |             | Rights on distributable dividend or any other distribution   |       |   |  |
|        |                    |             |                                      |             | Exercise of Control  |       |   |  |
|        |                    |             |                                      |             | Exercise of significant influence  |       |   |  |

\* In case the nature of holding / exercise of the right of a SBO falls under multiple categories specified under (a) to (e) under column III, multiple rows for the same SBO shall be inserted accordingly for the each of the categories

# This column shall have the details as specified by the listed entity under FORM No. BEN-2 as submitted to the Registrar.



| Table VI- Statement showing foreign Ownership limits |                       |                 |
|--|-----------------------|-----------------|
|  | Board Approved limits | Limits Utilized |
| As on Shareholding date                              | 100                   | 60.45           |
| As on end of 1st quarter                             | 100                   | 61.37           |
| As on end of 2nd quarter                             | 100                   | 61.37           |
| As on end of 3rd quarter                             | 100                   | 61.37           |
| As on end of 4rth quarter                            | 100                   | 61.42           |

