

1	Name of Listed Entity : <b>ASIAN HOTELS (NORTH) LIMITED</b>		
2	Scrip Code/Name of Scrip/Class of Security: <b>BSE :500023; ASIANHOTNR; Equity</b>		
	Scrip Code/Name of Scrip/Class of Security: <b>NSE: ASIANHOTNR; Equity</b>		
3	Share Holding Pattern Filed Under :- Reg. 31(1)(a)/Reg. 31(1)(b)/Reg.31(1)(c) :		
	a.	If under 31(1)(b) then indicate the report for Quarter ending: <b>31st December, 2023</b>	
	b.	if under 31(1)(c) then indicate date of allotment/extinguishment	
4	Declaration : The Listed Entity is required to submit the following declaration to the extent of submission of information:-		
		<b>Particulars</b>	<b>Yes*</b>
	1	Whether the Listed Entity has issued any partly paid up shares ?	<b>No</b>
	2	Whether the Listed Entity has issued any Convertible Securities or Warrants ?	<b>No</b>
	3	Whether the Listed Entity has any shares against which depository receipts are issued ?	<b>No</b>
	4	Whether the Listed Entity has any shares in locked-in ?	<b>No</b>
5	Whether any shares held by promoters are pledged or otherwise encumbered ?	<b>Yes</b>	
* If the Listed Entity selects the option 'No' for the questions above, the columns for the partly paid up shares, Outstanding Convertible Securities/Warrants, Depository Receipts, locked-in shares, No. of shares pledged or otherwise encumbered by promoters, as applicable, shall not be displayed at the time of dissemination on the Stock Exchange website. Also wherever there is 'No' declared by Listed Entity in above table the values will be considered as 'Zero' by default on submission of the format of holding of specified securities.			
5	The tabular format for disclosure of holding of specified securities is as follows:-		




Table I - Summary Statement holding of specified securities																		
Category (I)	Category of Share holder (II)	Nos. of Shareholders (III)	No. of fully paid-up equity shares held (IV)	No. of Partly paid-up equity shares held (V)	No. of shares underlying Depository Receipts (VI)	Total Nos. shares held (VII) = (IV)+(V)+(VI)	Shareholding as a % of total no. of shares (calculated as per SCRR, 1957) (VIII) as a % of (A+B+C2)	Number of Voting Rights held in each class of securities (IX)			No. of Shares underlying convertible securities (including warrants) (X)	Shareholding, as a % assuming full conversion of convertible securities (as a percentage of diluted share capital) (XI) = (VII)+(X) as a % of (A+B+C2)	Number of Locked-in shares (XII)		Number of shares pledged or otherwise encumbered (XIII)		Number of equity shares held in dematerialized form (XIV)	
								No of Voting rights		Total as a % of (A+B+C)			No. (a)	As a % of total shares held (b)	No. (a)	As a % of total shares held (b)		
								Class eg : x	Class eg : y									Total
(A)	Promoter & Promoter Group	4	9861625	0	0	9861625	50.69	9861625	0	9861625	50.69	0	50.69	0	0	9861525	100.00	9861625
(B)	Public	9879	9591604	0	0	9591604	49.31	9591604	0	9591604	49.31	0	49.31	0	0	NA		9470427
(C)	Non Promoter-Non Public	0	0	0	0	0	0	0	0	0	0	0	0	0	0	NA		0
(C1)	Shares underlying DRs	0	0	0	0	0	NA	0	0	0	0	0	0	0	0	NA		0
(C2)	Shares held by Employee Trusts	0	0	0	0	0	0	0	0	0	0	0	0	0	0	NA		0
	<b>Total</b>	<b>9883</b>	<b>19453229</b>	<b>0</b>	<b>0</b>	<b>19453229</b>	<b>100.00</b>	<b>19453229</b>	<b>0</b>	<b>19453229</b>	<b>100.00</b>	<b>0</b>	<b>100.00</b>	<b>0</b>	<b>0</b>	<b>9861525</b>	<b>50.69</b>	<b>19332052</b>




Table II- Statement showing shareholding pattern of the Promoter and Promoter Group																				
Category & Name of the shareholders (I)	Entity Type i.e promoter or promoter group entity (except promoter)	PAN (II)	No. of shareholder (III)	No. of fully paid-up equity shares held (IV)	Partly-paid-up equity shares held (V)	Nos. of shares underlying Depository Receipts (VI)	Total Nos. shares held (VII) = IV+V+VI	Shareholding % calculated as per SCRR,1957 As a % of (A+B+C2) (VIII)	Number of Voting Rights held in each class of securities (IX)			No. of Shares Underlying Outstanding convertible securities (including warrants) (X)	Shareholding, as % assuming full conversion of convertible securities as a percentage of diluted share capital (XI)=(VII)+(X) as a % of (A+B+C2)	Number of Locked in shares (XII)		Number of shares pledged or otherwise encumbered (XIII)		Number of equity shares held in dematerialized form (XIV)		
									No of Voting Rights					Total as a % of Total Voting rights	No. (a)	As a % of total shares held (b)	No. (a)		As a % of total shares held (b)	
									Class x	Class y	Total									
<b>1</b>	<b>Indian</b>																			
(a)	Individuals/Hindu Undivided Family Shiv Kumar Jatla	Promoter	1	25100	0	0	25100	0.13	25100	0	25100	0.13	0	0.13	0	0	25100	100.00	25100	
(b)	Central Government/State Government(s)		0	0	0	0	0	0.00	0	0	0	0	0	0.00	0	0	0	0	0	0
(c)	Financial Institutions/Banks		0	0	0	0	0	0.00	0	0	0	0	0	0	0	0	0	0	0	0
(d)	Any other (Bodies Corporate)	Promoter group entity	1	6500	0	0	6500	0.03	6500	0	6500	0.03	0	0.03	0	0	6400	98.46	6500	
	Asian Holdings Private Limited		1	6500	0	0	6500	0.03	6500	0	6500	0.03	0	0.03	0	0	6400	98.46	6500	
	<b>Sub-Total (A)(1)</b>		<b>2</b>	<b>31600</b>	<b>0</b>	<b>0</b>	<b>31600</b>	<b>0.16</b>	<b>31600</b>	<b>0</b>	<b>31600</b>	<b>0.16</b>	<b>0</b>	<b>0.16</b>	<b>0</b>	<b>0</b>	<b>31500</b>	<b>99.68</b>	<b>31600</b>	
<b>2</b>	<b>Foreign</b>																			
(a)	Individuals (Non Resident Individuals/Foreign Individuals)		0	0	0	0	0	0.00	0	0	0	0	0	0.00	0	0	0	0	0	0
(b)	Government		0	0	0	0	0	0.00	0	0	0	0	0	0.00	0	0	0	0	0	0
(c)	Institutions		0	0	0	0	0	0.00	0	0	0	0	0	0.00	0	0	0	0	0	0
(d)	Foreign Portfolio Investor		0	0	0	0	0	0.00	0	0	0	0	0	0.00	0	0	0	0	0	0
(e)	Any other (Bodies Corporate)	Promoter group entity	2	9830025	0	0	9830025	50.53	9830025	0	9830025	50.53	0	50.53	0	0	9830025	100.00	9830025	
	Yans Enterprises (H.K.) Ltd		1	5336880	0	0	5336880	27.43	5336880	0	5336880	27.43	0	27.43	0	0	5336880	100.00	5336880	
	Fineline Holdings Limited		1	4493145	0	0	4493145	23.10	4493145	0	4493145	23.10	0	23.10	0	0	4493145	100.00	4493145	
	<b>Sub-Total (A)(2)</b>		<b>2</b>	<b>9830025</b>	<b>0</b>	<b>0</b>	<b>9830025</b>	<b>50.53</b>	<b>9830025</b>	<b>0</b>	<b>9830025</b>	<b>50.53</b>	<b>0</b>	<b>50.53</b>	<b>0</b>	<b>0</b>	<b>9830025</b>	<b>100.00</b>	<b>9830025</b>	
	<b>Total Shareholding of Promoter and Promoter Group (A)= (A)(1)+(A)(2)</b>		<b>4</b>	<b>9861625</b>	<b>0</b>	<b>0</b>	<b>9861625</b>	<b>50.69</b>	<b>9861625</b>	<b>0</b>	<b>9861625</b>	<b>50.69</b>	<b>0</b>	<b>50.69</b>	<b>0</b>	<b>0</b>	<b>9861525</b>	<b>100.00</b>	<b>9861625</b>	

Details of shares which remain unclaimed may be given here along with details such as number of shareholders, outstanding shares held in demat/unclaimed suspense account, voting rights which are frozen etc. - Nil





Table III- Statement showing shareholding pattern of the Public shareholder

Category & Name of the shareholders (I)	PAN (II)	No. of the shareholder (III)	No. of fully paid up equity shares held (IV)	Partly paid-up equity shares held (V)	Nos. of shares under lying Depository Receipts (VI)	Total Nos. of shares held (VII = IV+V+VI)	Shareholding % calculated as per SCRR, 1957 as a % of (A+B+C2) (VIII)	Number of Voting Rights held in each class of securities (IX)			No. of Shares Underlying Outstanding convertible securities (including warrants) (X)	Total Shareholding, as a % assuming full conversion of convertible securities (as a percentage of diluted share capital) (XI)	Number of Locked In shares (XII)		Number of shares pledged or otherwise encumbered (XIII)		Number of equity shares held in dematerialized form (XIV)	Sub-categorization of shares (XV)			
								No. of Voting rights					Total as a % of Total Voting rights	No. (a)	As a % of total shares held (b)	No. (Not applicable) (a)		As a % of total shares held (not applicable) (b)	Shareholding (No. of shares) under		
								Class x	Class y	Total									Sub-category (I)	Sub-category (II)	Sub-category (III)
<b>1 Institutions (Domestic)</b>																					
(a) Mutual Funds		7	395	0	0	395	0.00	395	0	395	0.00	0	0	0	0	0	0	195	0	0	0
(b) Venture Capital Fund		0	0	0	0	0	0.00	0	0	0	0.00	0	0	0	0	0	0	0	0	0	0
(c) Alternate Investment Funds		0	0	0	0	0	0.00	0	0	0	0.00	0	0	0	0	0	0	0	0	0	0
(d) Banks		5	217	0	0	217	0.00	217	0	217	0.00	0	0	0	0	0	0	80	0	0	0
(e) Insurance Companies		3	25245	0	0	25245	0.13	25245	0	25245	0.13	0	0	0	0	0	0	25005	0	0	0
(f) Provident Funds/Pension Funds		0	0	0	0	0	0.00	0	0	0	0.00	0	0	0	0	0	0	0	0	0	0
(g) Asset Reconstruction Companies		0	0	0	0	0	0.00	0	0	0	0.00	0	0	0	0	0	0	0	0	0	0
(h) Sovereign Wealth Funds		0	0	0	0	0	0.00	0	0	0	0.00	0	0	0	0	0	0	0	0	0	0
(i) NBFCs Registered with RBI		4	697893	0	0	697893	3.59	697893	0	697893	3.59	0	0	0	0	0	0	697893	0	0	0
INDISTOCK PRIVATE LIMITED		1	688127	0	0	688127	3.54	688127	0	688127	3.54	0	0	0	0	0	0	688127	0	0	0
(j) Other Financial Institutions (UTI)		1	140	0	0	140	0.00	140	0	140	0.00	0	0	0	0	0	0	0	0	0	0
(k) Any Other (specify)		0	0	0	0	0	0.00	0	0	0	0.00	0	0	0	0	0	0	0	0	0	0
<b>Sub-Total B(1)</b>		<b>20</b>	<b>723890</b>	<b>0</b>	<b>0</b>	<b>723890</b>	<b>3.72</b>	<b>723890</b>	<b>0</b>	<b>723890</b>	<b>3.72</b>	<b>0</b>	<b>0</b>	<b>0</b>	<b>0</b>	<b>0</b>	<b>0</b>	<b>723173</b>	<b>0</b>	<b>0</b>	<b>0</b>
<b>2 Institutions (Foreign)</b>																					
(a) Foreign Direct Investment		0	0	0	0	0	0.00	0	0	0	0.00	0	0	0	0	0	0	0	0	0	0
(b) Foreign Venture Capital Investors		0	0	0	0	0	0.00	0	0	0	0.00	0	0	0	0	0	0	0	0	0	0
(c) Sovereign Wealth Funds		0	0	0	0	0	0.00	0	0	0	0.00	0	0	0	0	0	0	0	0	0	0
(d) Foreign Portfolio Investors (Category I)		4	214	0	0	214	0.00	214	0	214	0.00	0	0	0	0	0	0	34	0	0	0
(e) Foreign Portfolio Investors (Category II)		0	0	0	0	0	0.00	0	0	0	0.00	0	0	0	0	0	0	0	0	0	0
(f) Overseas Depositories (holding DRs) (balancing figure)		0	0	0	0	0	0.00	0	0	0	0.00	0	0	0	0	0	0	0	0	0	0
(g) Any Other (specify)		0	0	0	0	0	0.00	0	0	0	0.00	0	0	0	0	0	0	0	0	0	0
<b>Sub-Total B(2)</b>		<b>4</b>	<b>214</b>	<b>0</b>	<b>0</b>	<b>214</b>	<b>0.00</b>	<b>214</b>	<b>0</b>	<b>214</b>	<b>0.00</b>	<b>0</b>	<b>0</b>	<b>0</b>	<b>0</b>	<b>0</b>	<b>0</b>	<b>34</b>	<b>0</b>	<b>0</b>	<b>0</b>
<b>3 Central Government/State Government(s)</b>																					
(a) Central Government/President of India		0	0	0	0	0	0.00	0	0	0	0.00	0	0	0	0	0	0	0	0	0	0
(b) State Government/Governor		0	0	0	0	0	0.00	0	0	0	0.00	0	0	0	0	0	0	0	0	0	0
(c) Shareholding by Companies or Body Corporate where central/State Government is promoter		0	0	0	0	0	0.00	0	0	0	0.00	0	0	0	0	0	0	0	0	0	0
<b>Sub-Total B(3)</b>		<b>0</b>	<b>0</b>	<b>0</b>	<b>0</b>	<b>0</b>	<b>0</b>	<b>0</b>	<b>0</b>	<b>0</b>	<b>0.00</b>	<b>0</b>	<b>0</b>	<b>0</b>	<b>0</b>	<b>0</b>	<b>0</b>	<b>0</b>	<b>0</b>	<b>0</b>	<b>0</b>
<b>4 Non-Institutions</b>																					
(a) Associate companies/ Subsidiaries																					
(b) Director and their relatives (excluding independent director and nominee director)		4	580224	0	0	580224	2.98	580224	0	580224	2.98	0	0	0	0	0	0	580224	0	0	0
SHREYA AGARWAL		2	580090	0	0	580090	2.98	580090	0	580090	2.98	0	0	0	0	0	0	580090	0	0	0
(c) Key Managerial Personnel		0	0	0	0	0	0.00	0	0	0	0.00	0	0	0	0	0	0	0	0	0	0
(d) Relatives of promoters (other than 'immediate relative of promoters disclosed under 'Promoter and Promoter Group' category)		0	0	0	0	0	0.00	0	0	0	0.00	0	0	0	0	0	0	0	0	0	0



Category & Name of the shareholders (I)	PAN (II)	No. of the shareholder (III)	No. of fully paid up equity shares held (IV)	Partly paid-up equity shares held (V)	Nos. of shares underlying Depository Receipts (VI)	Total Nos. of shares held (VII = IV+V+VI)	Shareholding % calculated as per SCRR, 1957 as a % of (A+B+C2) (VIII)	Number of Voting Rights held in each class of securities (IX)			No. of Shares Underlying Outstanding convertible securities (including warrants) (X)	Total Shareholding, as a % assuming full conversion of convertible securities (as a percentage of diluted share capital) (XI)	Number of Locked In shares (XII)		Number of shares pledged or otherwise encumbered (XIII)		Number of equity shares held in dematerialized form (XIV)	Sub-categorization of shares (XV)						
								No. of Voting rights					Total as a % of Total Voting rights	No. (a)	As a % of total shares held (b)	No. (Not applicable) (a)		As a % of total shares held (not applicable) (b)	Shareholding (No. of shares) under					
								Class x	Class y	Total									Sub-category (i)	Sub-category (ii)	Sub-category (iii)			
(e) Trust where any person belonging to 'Promoter and Promoter Group' category is 'trustee', 'beneficiary', or 'author of the trust'		0	0	0	0	0	0.00	0	0	0	0.00	0	0	0	0	0	0	0	0	0	0	0	0	0
(f) Investor Education and Protection Fund Authority. (IEPF)		1	161497	0	0	161497	0.83	161497	0	161497	0.83	0	0	0	0	0	161497	0	0	0	0	0	0	0
(g) Resident Individual holding nominal share capital up to Rs. 2 lakhs		9280	822359	0	0	822359	4.23	822359	0	822359	4.23	0	0	0	0	0	738095	0	0	0	0	0	0	0
(h) Resident Individual holding nominal share capital in excess of Rs. 2 lakhs		21	2749220	0	0	2749220	14.13	2749220	0	2749220	14.13	0	0	0	0	0	2749220	0	0	0	0	0	0	0
SHYAM JATIA		1	817000	0	0	817000	4.20	817000	0	817000	4.20	0	0	0	0	0	817000	0	0	0	0	0	0	0
KANTA AGARWALA		1	310321	0	0	310321	1.60	310321	0	310321	1.60	0	0	0	0	0	310321	0	0	0	0	0	0	0
ROHAN GANERIWALA		1	291823	0	0	291823	1.50	291823	0	291823	1.50	0	0	0	0	0	291823	0	0	0	0	0	0	0
(i) Non Resident Indians		325	1069248	0	0	1069248	5.50	1069248	0	1069248	5.50	0	0	0	0	0	1033678	0	0	0	0	0	0	0
RATNA SARAF		1	960462	0	0	960462	4.94	960462	0	960462	4.94	0	0	0	0	0	960462	0	0	0	0	0	0	0
(j) Foreign Nationals		0	0	0	0	0	0.00	0	0	0	0.00	0	0	0	0	0	0	0	0	0	0	0	0	0
(k) Foreign Companies		0	0	0	0	0	0.00	0	0	0	0.00	0	0	0	0	0	0	0	0	0	0	0	0	0
(l) Bodies Corporate		91	3390318	0	0	3390318	17.43	3390318	0	3390318	17.43	0	0	0	0	0	3389872	0	0	0	0	0	0	0
J C FLOWERS ASSET RECONSTRUCTION PRIVATE LIMITED		1	585064	0	0	585064	3.01	585064	0	585064	3.01	0	0	0	0	0	585064	0	0	0	0	0	0	0
ANGEL EXPANDERS PVT LTD		1	784284	0	0	784284	4.03	784284	0	784284	4.03	0	0	0	0	0	784284	0	0	0	0	0	0	0
LUCKY HOLDING PRIVATE LIMITED		1	660000	0	0	660000	3.39	660000	0	660000	3.39	0	0	0	0	0	660000	0	0	0	0	0	0	0
MANU VYAPAR (P) LTD		1	355385	0	0	355385	1.83	355385	0	355385	1.83	0	0	0	0	0	355385	0	0	0	0	0	0	0
SHOWAN INVESTMENT PRIVATE LIMITED		1	335000	0	0	335000	1.72	335000	0	335000	1.72	0	0	0	0	0	335000	0	0	0	0	0	0	0
(m) Any other (specify)		133	94634	0	0	94634	0.49	94634	0	94634	0.49	0	0	0	0	0	94634	0	0	0	0	0	0	0
Clearing Member		0	0	0	0	0	0.00	0	0	0	0.00	0	0	0	0	0	0	0	0	0	0	0	0	0
HUF		132	94599	0	0	94599	0.49	94599	0	94599	0.49	0	0	0	0	0	94599	0	0	0	0	0	0	0
Trust		1	35	0	0	35	0.00	35	0	35	0.00	0	0	0	0	0	35	0	0	0	0	0	0	0
<b>Sub-Total (B)(4)</b>		<b>9855</b>	<b>8867500</b>	<b>0</b>	<b>0</b>	<b>8867500</b>	<b>45.58</b>	<b>8867500</b>	<b>0</b>	<b>8867500</b>	<b>45.584</b>	<b>0</b>	<b>0</b>	<b>0</b>	<b>0</b>	<b>0</b>	<b>8747220</b>	<b>0</b>	<b>0</b>	<b>0</b>	<b>0</b>	<b>0</b>	<b>0</b>	<b>0</b>
<b>Total Public Shareholding (B)=(B)(1)+(B)(2)+(B)(3)+(B)(4)</b>		<b>9879</b>	<b>9591604</b>	<b>0</b>	<b>0</b>	<b>9591604</b>	<b>49.31</b>	<b>9591604</b>	<b>0</b>	<b>9591604</b>	<b>49.31</b>	<b>0</b>	<b>0</b>	<b>0</b>	<b>0</b>	<b>0</b>	<b>9470427</b>	<b>0</b>	<b>0</b>	<b>0</b>	<b>0</b>	<b>0</b>	<b>0</b>	<b>0</b>

"Foreign Portfolio Investors" includes shareholding of "Foreign Institutional Investors" also.

Details of the shareholders acting as person in Concert including their shareholding (No and %)

Sr- No	Name	No. of shares	% of total Equity
	NA.	NA.	NA.

Details of shares which remain unclaimed may be given here along with details such as number of shareholders, outstanding shares held in dema/unclaimed suspense account, voting rights which are frozen etc.

No. of shareholders

0

No. of shares outstanding in Unclaimed Suspense Account

0





Table IV- Statement showing shareholding pattern of the Non Promoter - Non Public shareholder

Category & Name of the shareholders (I)	PAN (II)	No. of shareholder (III)	No. of fully paid-up equity shares held (IV)	Partly paid - up equity shares held (V)	Nos. of shares underlying Depository Receipts (VI)	Total Nos. of shares held (VII = IV+V+VI)	Shareholdi ng % calculated as per SCRR,1957 as a % of (A+B+C2) (VIII)	Number of Voting Rights held in each class of securities (IX)			No. of Shares Underlyin g Outstandi ng convertibl e securities (including warrants) (X)	Total shareholdin g, as % assuming full convertible securities (as a percentage of diluted share capital) (XI)	Number of Locked- in shares (XII)		Number of shares pledged or otherwise encumbered (XIII)		Number of equity shares held in dematerializ ed from (XIV) (Not Applicable)	
								No of Voting rights					Total as a % of Total Voting rghs	No. (a)	As a % of total shares held (b)	No. (Not applicab le)		As a % of total shares held (Not applicab le)
								Class x	Class y	Total								
(1) Custodian/DR holder	0	0	0	0	0	0	0	0	0	0	0	0	0	0	0	0	0	0
(a) Name of DR Holder (if available)	0	0	0	0	0	0	0	0	0	0	0	0	0	0	0	0	0	0
(i) abc....																		
(ii) efg....																		
(2) Employee Benefit Trust / employee Welfare trust under SEBI (Share Based Employee Benefit and sweat equity) Regulations, 2021	0	0	0	0	0	0	0	0	0	0	0	0	0	0	0	0	0	0
<b>Total Non- Promoter-Non Public Shareholding (C)=(C)(1)+(C)(2)</b>	<b>0</b>	<b>0</b>	<b>0</b>	<b>0</b>	<b>0</b>	<b>0</b>	<b>0</b>	<b>0</b>	<b>0</b>	<b>0</b>	<b>0</b>	<b>0</b>	<b>0</b>	<b>0</b>	<b>0</b>	<b>0</b>	<b>0</b>	<b>0</b>



**Table V- Statement showing details of Significant Beneficial owners(SBOs)**

Sr. No	Details of SBO (I)			Details of the registered owner (II)			Details of holding /exercise of rights of the SBO in the reporting company, whether direct or indirect*: (III)			Date of creation / acquisition of significant beneficial interest # (IV)
	Name	PAN / Passport no. in case of a foreign national	Nationality	Name	PAN / Passport no. In case of a foreign national	Nationality	Whether by Virtue of:			
							Shares		%	
							Voting rights		%	
							Rights on distributable dividend or any other distribution		%	
							Exercise of Control			
							Exercise of significant influence			
1	Shiv Kumar Jatia		Indian	Asian Holdings Private Limited		India	Shares	0.16		29.03.2013
							Voting rights			
							Rights on distributable dividend or any other distribution			
							Exercise of Control			
							Exercise of significant influence			
2	Amritesh Jatia		Indian	Fineline holdings Limited		Mauritius	Shares	23.10	%	29.01.2013
							Voting rights			
							Rights on distributable dividend or any other distribution			
							Exercise of Control			
							Exercise of significant influence			
				Yans Enterprises (H.K.) Limited		Mauritius	Shares	27.43	%	29.01.2013
							Voting rights			
							Rights on distributable dividend or any other distribution			
							Exercise of Control			
							Exercise of significant influence			

each of the categories

# This column shall have the details as specified by the listed entity under FORM No. BEN-2 as submitted to the Registrar.




Table VI- Statement showing foreign Ownership limits		
	Board Approved limits	Limits Utilized
As on Shareholding date	100	57.80
As on end of 1st quarter	100	57.81
As on end of 2nd quarter	100	60.45
As on end of 3rd quarter	100	61.37
As on end of 4th quarter	100	61.37

