

INTRODUCTORY SUB - TABLE (1)(a)


NAME OF THE COMPANY : ASIAN HOTELS (NORTH)LIMITED

SCRIP CODE: BSE :500023 NSE: 233 NAME OF THE SCRIP : BSE : ASIANHOT NSE : ASIANHOTNR

CLASS OF SECURITY: EQUITY

QUARTER ENDED: 31ST DECEMBER, 2013

		As a % of total no. of partly paid-up shares	As a % of total no. of shares of the Company.
Partly paid-up shares	No. of partly paid-up shares		
Held by promoter/promoter group	0	0	0
Held by Public	0	0	0
Total:	0	0	0
Outstanding convertible securities:	No. of outstanding securities	As a % of total no. of outstanding convertible securities.	As a % of total no. of shares of the Company assuming full conversion of the convertible securities
Held by promoter/promoter group	0	0	0
Held by Public	0	0	0
Total:	0	0	0
Warrants:	No. of warrants	As a % of total no. of warrants	As a % of total no. of shares of the Company, assuming full conversion of warrants
Held by promoter/promoter group	0	0	0
Held by Public	0	0	0
Total:	0	0	0
Total paid-up capital of the Company, assuming full conversion of warrants and convertible securities	19453229 Equity Shares for Rs.10/- Each	0	100.00




STATEMENT SHOWING SHAREHOLDING PATTERN

TABLE (I)(a)

CAT. CODE	CATEGORY OF SHAREHOLDER	NO. OF SHAREHOLDERS	TOTAL NO. OF SHARES	NO OF SHARES HELD IN DEMATERIALIZED FORM	TOTAL SHAREHOLDING AS A % OF TOTAL NO OF SHARES		SHARES PLEDGE OR OTHERWISE ENCUMBERED	
					As a PERCENTAGE of (A+B)	As a PERCENTAGE of (A+B+C)	NO. OF SHARES	AS a PERCENTAGE
					(VI)	(VII)		
(I)	(II)	(III)	(IV)	(V)	(VI)	(VII)	(VIII)	(IX)
(A)	PROMOTER AND PROMOTER GROUP							
(1)	INDIAN							
(a)	Individual /HUF	1	818027	818027	4.21	4.21	817927	99.99
(b)	Central Government/State Government(s)	0	0	0	0.00	0.00	0	0.00
(c)	Bodies Corporate	1	585164	585164	3.01	3.01	585064	99.98
(d)	Financial Institutions / Banks	0	0	0	0.00	0.00	0	0.00
(e)	Any Other (specify)	0	0	0	0.00	0.00	0	0.00
	Sub-Total (A)(1) :	2	1403191	1403191	7.21	7.21	1402991	99.99
(2)	FOREIGN							
(a)	Individuals (NRIs/Foreign Individuals)	0	0	0	0.00	0.00	0	0.00
(b)	Bodies Corporate	2	12697525	12697525	65.27	65.27	12697525	100.00
(c)	Institutions	0	0	0	0.00	0.00	0	0.00
(d)	Qualified Foreign Investors	0	0	0	0.00	0.00	0	0.00
(e)	Any Other (specify)	0	0	0	0.00	0.00	0	0.00
	Sub-Total (A)(2) :	2	12697525	12697525	65.27	65.27	12697525	100.00
	Total Shareholding of Promoter and promoter group (A)=(A)(1)+(A)(2)	4	14100716	14100716	72.49	72.49	14100516	100.00
(B)	PUBLIC SHAREHOLDING						N.A.	N.A.
(1)	INSTITUTIONS							
(a)	Mutual Funds /UTI	10	6590	195	0.03	0.03		
(b)	Financial Institutions /Banks	14	615682	615280	3.16	3.16		
(c)	Central Government / State Government(s)	0	0	0	0.00	0.00		
(d)	Venture Capital Funds	0	0	0	0.00	0.00		
(e)	Insurance Companies	0	0	0	0.00	0.00		
(f)	Foreign Institutional Investors	8	6719	6334	0.03	0.03		
(g)	Foreign Venture Capital Investors	0	0	0	0.00	0.00		
(h)	Qualified Foreign Investors	0	0	0	0.00	0.00		
(h)	Others	0	0	0	0.00	0.00		
	Sub-Total (B)(1) :	32	628991	621809	3.23	3.23		



CAT. CODE	CATEGORY OF SHAREHOLDER	NO. OF SHAREHOLDERS	TOTAL NO. OF SHARES	NO OF SHARES HELD IN DEMATERIALIZED FORM	TOTAL SHAREHOLDING AS A % OF TOTAL NO OF SHARES		SHARES PLEDGE OR OTHERWISE ENCUMBERED	
					As a PERCENTAGE of (A+B)	As a PERCENTAGE of (A+B+C)	NO. OF SHARES	AS a PERCENTAGE
(I)	(II)	(III)	(IV)	(V)	(VI)	(VII)	(VIII)	(IX)=(VIII)/(IV)*100
(2)	NON-INSTITUTIONS							
(a)	Bodies Corporate	296	867686	862385	4.46	4.46	N.A.	N.A.
(b)	Individuals							
	(i) Individual shareholders holding nominal share capital upto Rs.1 lakh	16110	1398817	1155054	7.19	7.19		
	(ii) Individual shareholders holding nominal share capital in excess of Rs.1 lakh	20	1164334	1164334	5.99	5.99		
(c)	Qualified Foreign Investors	0	0	0	0.00	0.00		
(d)	Any Other (specify)							
	(i) Non Resident Indians	509	601159	526634	3.09	3.09		
	(ii) Trusts	2	348	278	0.00	0.00		
	(iii) Foreign Bodies Corporate	1	690802	690802	3.55	3.55		
	(iv) Clearing Members	2	376	376	0.00	0.00		
	Sub-Total (B)(2) :	16940	4723522	4399863	24.28	24.28		
	Total Public Shareholding (B)=(B)(1)+(B)(2):	16972	5352513	5021672	27.51	27.51	N.A.	N.A.
	TOTAL (A)+(B) :	16976	19453229	19122388	100.00	100.00		
(C)	Shares held by custodians, against which Depository Receipts have been issued						N.A.	N.A.
(1)	Promoter and Promoter Group	0	0	0	0.00	0.00		
(2)	Public	0	0	0	0.00	0.00		
	Sub Total (C) :	0	0	0	0.00	0.00		
	GRAND TOTAL (A) + (B) + (C) :	16976	19453229	19122388	100.00	100.00	14100516	72.48



(I)(b) Statement showing holding of securities (including shares, warrants, convertible securities) of persons belonging to the category "Promoter and Promoter Group"											
Sr.No	Name of the Shareholder	Details of Shares held		Encumbered shares (*)			Details of Warrants		Details of convertible securities		Total Shares (including underlying shares assuming full conversion of warrants and convertible securities) as a % of diluted share capital
		No. of Shares held	As a % of grand total (A)+(B)+(C)	No. of Pledge Shares	AS a percentage	AS a % of grand total (A) + (B) + (C) of sub-clause (I)(a)	Number of warrants held	As a % total number of warrants of the same class	Number of convertible securities held	As a % total number of convertible securities of the same class	
(I)	(II)	(III)	(IV)	(V)	(VI)=(V)/(III)*100	(VII)	(VIII)	(IX)	(X)	(XI)	(XII)
1	FINELINE HOLDINGS LIMITED	7360645	37.84	7360645	100.00	37.84	0	0.00	0	0.00	37.84
2	YANS ENTERPRISES(H.K.)LTD	5336880	27.43	5336880	100.00	27.43	0	0.00	0	0.00	27.43
3	SHIV KUMAR JATIA	818027	4.21	817927	99.99	4.20	0	0.00	0	0.00	4.21
4	ASIAN HOLDINGS PRIVATE LIMITED	585164	3.01	585064	99.98	3.01	0	0.00	0	0.00	3.01
	TOTAL :	14100716	72.49	14100516	100.00	72.48	0	0.00	0	0.00	72.49

(* The term "encumbrance" has the same meaning as assigned to it in regulation 28(3) of the SEBI (Substantial Acquisition of Shares & Takeover) Regulations, 2011



S.NO	NOTES																				
1	In table (I)(a), shares held by Insurance Companies has been included under the sub-head " Financial Institutions / Banks".																				
2	<p>Historically, the Promoters of the Company were classified in two major groups, namely "the Jatia Group" and "Other Promoters". Persons listed herein in table (I)(b), i.e. details of shareholding of "Promoter & Promoter Group", belong to "the Jatia Group" comprising inter-alia Mr. Shiv Kumar Jatia, Mr. Amritesh Jatia and in turn the companies controlled by them, namely Fineline Holdings Limited, Yans Enterprises (H.K.) Limited and Asian Holdings Private Limited.</p> <p>Other erstwhile promoters comprised Mr. Ramesh Jatia and Mr. Vinod Subhkaran Jatia, their respective family members and domestic companies controlled by them. Mr. Vinod Subhkaran Jatia had no representation on the Board of the Company. Further, Mr. Ramesh Jatia vacated office of director effective 7th November, 2013, even he ceases now to have a representation on the Board of the Company. Neither Mr. Ramesh Jatia nor Mr. Vinod Subhkaran Jatia, either individually or collectively in the past along with other constituents of the "Other Promoters" exercised any control on the management or policy decisions of the Company. It is also a matter of record as per filings made with the Stock Exchanges that "the Jatia Group" has had no control over the persons / entities listed as "Other Promoters" and, therefore, "the Jatia Group" had consistently declared that it should not be considered as acting in concert with any person or entity other than those belonging to "the Jatia Group".</p> <p>In consideration thereof, the Board of Directors of the Company in its meeting held on 14th November, 2013, deliberated upon the issue of declassifying the constituents of the "Other Promoters" as Promoters and decided that there was no justification or merit in showing these*constituents as "Other Promoters", and that these persons / entities should be declassified as Promoters of the Company. Accordingly, an aggregate of 486437 shares constituting 2.50% of the total equity capital were regrouped under 'Public Shareholding' and an interim reporting on Shareholding Pattern as on 8th November, 2013, was filed with the Stock Exchanges reflecting the above changes.</p>																				
3	<p>The list of persons shown as "Other Promoters" in previous quarterly reports, who were declassified as Promoters as explained above, is as follows:</p> <table border="0"> <tbody> <tr> <td data-bbox="185 1062 427 1086">1. Makalu Trading Ltd.</td> <td data-bbox="936 1054 1016 1078">136604</td> </tr> <tr> <td data-bbox="185 1094 353 1118">2. Ramesh Jatia</td> <td data-bbox="947 1086 1016 1110">50000</td> </tr> <tr> <td data-bbox="185 1126 331 1150">3. Smita Jatia</td> <td data-bbox="947 1118 1016 1142">50000</td> </tr> <tr> <td data-bbox="185 1158 456 1182">4. Vinod Subhkaran Jatia</td> <td data-bbox="947 1150 1016 1174">44025</td> </tr> <tr> <td data-bbox="185 1190 427 1214">5. Helmet Traders Ltd.</td> <td data-bbox="947 1182 1016 1206">40915</td> </tr> <tr> <td data-bbox="185 1222 344 1246">6. Atishay Jatia</td> <td data-bbox="947 1214 1016 1238">38381</td> </tr> <tr> <td data-bbox="185 1254 524 1278">7. Delaware Properties Pvt. Ltd.</td> <td data-bbox="947 1246 1016 1270">28390</td> </tr> <tr> <td data-bbox="185 1286 680 1310">8. Yardley Investments & Trading Co. Pvt. Ltd.</td> <td data-bbox="947 1278 1016 1302">27035</td> </tr> <tr> <td data-bbox="185 1318 434 1342">9. Ramesh Kumar Jatia</td> <td data-bbox="947 1310 1016 1334">25190</td> </tr> <tr> <td data-bbox="185 1350 331 1374">10. Nita Jatia</td> <td data-bbox="947 1342 1016 1366">14700</td> </tr> </tbody> </table>	1. Makalu Trading Ltd.	136604	2. Ramesh Jatia	50000	3. Smita Jatia	50000	4. Vinod Subhkaran Jatia	44025	5. Helmet Traders Ltd.	40915	6. Atishay Jatia	38381	7. Delaware Properties Pvt. Ltd.	28390	8. Yardley Investments & Trading Co. Pvt. Ltd.	27035	9. Ramesh Kumar Jatia	25190	10. Nita Jatia	14700
1. Makalu Trading Ltd.	136604																				
2. Ramesh Jatia	50000																				
3. Smita Jatia	50000																				
4. Vinod Subhkaran Jatia	44025																				
5. Helmet Traders Ltd.	40915																				
6. Atishay Jatia	38381																				
7. Delaware Properties Pvt. Ltd.	28390																				
8. Yardley Investments & Trading Co. Pvt. Ltd.	27035																				
9. Ramesh Kumar Jatia	25190																				
10. Nita Jatia	14700																				




11. Superways Enterprises Private Ltd.	11240
12. Prateek Jatia	11025
13. Smita Jatia	4582
14. Vidip V Jatia	4325

Further, Superways Investment & Finance Pvt. Ltd. holds 25 shares, which hitherto being unclaimed, forms part of the Unclaimed Suspense Account, has also been declassified as Promoters.

4 Entire 72685 shares held in Unclaimed Suspense Account are included in the sub-group "Bodies Corporate" under Public Shareholding in Table(I)(a).


5 Details of encumbered shares held by Promoters are as under:

Nature of encumbrance	No. of shares	%age of total shares
Non-disposal undertaking given by promoter entities(Foreign Bodies Corporates)	12697525	65.27
Pledged shares	1402991	7.21
Total	14100516	72.48



(I)(c)(i) Statement showing holding of securities (including shares, warrants, convertible securities) of persons belonging to the category "Public" and holding more than 1% of the total number of shares								
Sr.No.	Name of the shareholder	Number of shares held	Shares as a percentage of total number of shares (i.e., Grant total (A)+(B)+(C) indicated in Statement at para (I)(a) above)	Details of warrants		Details of convertible securities		Total shares (including underlying shares assuming full conversion of warrants and convertible securities) as a % of diluted share capital)
				Number of warrants held	As a % total number of warrants of the same class	Number of convertible securities held	% w.r.t total number of convertible securities of the same class	
1	GEG INVESTMENTS PTY LTD	690802	3.55	0	0.00	0	0.00	3.55
2	ANITA RAJGARHIA	549472	2.82	0	0.00	0	0.00	2.82
3	AXIS BANK LIMITED	511855	2.63	0	0.00	0	0.00	2.63
4	RADHE SHYAM SARAF	410990	2.11	0	0.00	0	0.00	2.11
TOTAL :		2163119	11.12	0	0.00	0	0.00	11.12


(I)(c)(ii) Statement showing holding of securities (including shares, warrants, convertible securities) of persons (together with PAC) belonging to the category "Public" and holding more than 5% of the total number of shares of the company								
Sr.No.	Name(s) of the shareholder(s) and the Persons Acting in Concert (PAC) with them	Number of shares held	Shares as a percentage of total number of shares (i.e., Grant total (A)+(B)+(C) indicated in Statement at para (I)(a) above)	Details of warrants		Details of convertible securities		Total shares (including underlying shares assuming full conversion of warrants and convertible securities) as a % of diluted share capital)
				Number of warrants held	As a % total number of warrants of the same class	Number of convertible securities held	% w.r.t total number of convertible securities of the same class	
TOTAL :		0	0	0	0	0	0	0



(I)(d) STATEMENT SHOWING DETAILS OF LOCKED-IN SHARES"			
			Locked-in shares as a percentage of total number of shares (i.e., Grand Total (A)+(B)+(C) indicated in Statement at para
SLNO	NAME OF THE SHAREHOLDER	Number of locked-in shares	
	TOTAL :	0	0.00

(II)(a) STATEMENT SHOWING DETAILS OF DEPOSITORY RECEIPTS (DRS)			
			Shares underlying outstanding DRs as a percentage of total number of shares (i.e., Grand Total (A)+(B)+(C) indicated in Statement at Para(I)(a) above}
Sr.No.	Type of outstanding DR (ADRs,GDRs,SDRs,etc.)	Number of shares underlying outstanding DRs	
	TOTAL :	0	0

(II)(b) Statement showing Holding of Depository Receipts (DRs), where underlying shares held by "Promoter/Promoter group" are in excess of 1% of the total number shares.				
				Shares underlying outstanding DRs as a percentage of total number of shares (i.e., Grand Total (A)+(B)+(C) indicated in Statement at
Sr.No.	Name of the DR Holder	Type of outstanding DR (ADRs,GDRs,SDRs,etc.)	Number of shares underlying outstanding DRs	
	TOTAL :		0	0



(III)(a) STATEMENT SHOWING THE VOTING PATTERN OF SHAREHOLDERS, IF MORE THAN ONE CLASS OF SHARES/SECURITIES IS ISSUED BY THE ISSUER							
CAT CODE	CATEGORY OF SHAREHOLDERS	NUMBER OF VOTING RIGHTS HELD IN EACH CLASS OF SECURITIES			TOTAL VOTING RIGHTS (III+IV+V)	TOTAL VOTING RIGHTS LE(VI)	
		CLASS X	CLASS Y	CLASS Z		AS A PERCENTAGE OF (A+B)	AS A PERCENTAGE OF (A+B+C)
(I)	(II)	(III)	(IV)	(V)	(VI)	(VII)	(VIII)
(A)	PROMOTER AND PROMOTER GROUP 2						
(1)	INDIAN						
(a)	Individuals /Hindu Undivided Family						
(b)	Central Government/State Government(s)						
(c)	Bodies Corporate						
(d)	Financial Institutions / Banks						
(e)	Any Other (Specify)						
	Sub-Total (A) (1) :						
(2)	FOREIGN						
(a)	Individuals (Non Resident individuals/Foreign Individuals)						
(b)	Bodies Corporate						
(c)	Institutions						
(d)	Any Other (Specify)						
	Sub-Total (A)(2) :						
	Total Share Holding of Promoter and Promoter Group (A)=(A)(1)+(A)(2)						
(B)	PUBLIC SHAREHOLDING 3						
(1)	INSTITUTIONS						
(a)	Mutual Funds /UTI						
(b)	Financial Institutions /Banks						
(c)	Central Government / State Government(s)						
(d)	Venture Capital Funds						
(e)	Insurance Companies						
(f)	Foreign Institutional Investors						
(g)	Foreign Venture Capital Investors						
(h)	Any Other (Specify)						
	Sub-Total (B)(1) :						
(2)	NON-INSTITUTIONS						
(a)	Bodies Corporate						
(b)	Individuals						
	(i) Individual shareholders holding nominal share capital up to Rs.1 lakh						
	(ii) Individual shareholders holding nominal share capital in excess of Rs.1 lakh						
(c)	Any Other (Specify)						
	Clearing Members						
	Non Resident Indians						
	Sub-Total (B)(2) :						
	Total Public Share Holding (B)=(B)(1)+(B)(2) :						
	Total (A)+(B) :						
(C)	Shares held by custodians, against which Depository Receipts have been issued						
	GRAND TOTAL (A)+(B)+(C) :						

