

1	Name of Listed Entity : <b>ASIAN HOTELS (NORTH) LIMITED</b>		
2	Scrip Code/Name of Scrip/Class of Security: <b>BSE :500023; ASIANHOTNR; Equity</b>		
	Scrip Code/Name of Scrip/Class of Security: <b>NSE: ASIANHOTNR; Equity</b>		
3	Share Holding Pattern Filed Under :- Reg. 31(1)(a)/Reg. 31(1)(b)/Reg.31(1)(c) :		
	a.	If under 31(1)(b) then indicate the report for Quarter ending: <b>30th June, 2023</b>	
	b.	If under 31(1)(c) then indicate date of allotment/extinguishment	
4	Declaration : The Listed Entity is required to submit the following declaration to the extent of submission of information:-		
		<b>Particulars</b>	
			<b>Yes*</b>
			<b>No*</b>
	1	Whether the Listed Entity has issued any partly paid up shares ?	
	2	Whether the Listed Entity has issued any Convertible Securities or Warrants ?	
	3	Whether the Listed Entity has any shares against which depository receipts are issued ?	
	4	Whether the Listed Entity has any shares in locked-in ?	
	5	Whether any shares held by promoters are pledged or otherwise encumbered ?	
			<b>Yes</b>
<p>* If the Listed Entity selects the option 'No' for the questions above, the columns for the partly paid up shares, Outstanding Convertible Securities/Warrants, Depository Receipts, locked-in shares, No. of shares pledged or otherwise encumbered by promoters, as applicable, shall not be displayed at the time of dissemination on the Stock Exchange website. Also wherever there is 'No' declared by Listed Entity in above table the values will be considered as 'Zero' by default on submission of the format of holding of specified securities.</p>			
5	The tabular format for disclosure of holding of specified securities is as follows:-		




Table I - Summary Statement holding of specified securities

Category (I)	Category of Share holder (II)	Nos. of Shareholders (III)	No. of fully paid-up equity shares held (IV)	No. of Partly paid-up equity shares held (V)	No. of shares underlying Depository Receipts (VI)	Total Nos. shares held (VII) = (IV)+(V)+(VI)	Shareholding as a % of total no. of shares(calculated as per SCRR,1957) (VIII) as a % of (A+B+C2)	Number of Voting Rights held in each class of securities (IX)			No. of Shares underlying outstanding convertible securities (including warrants) (X)	Shareholding, as a % assuming full conversion of convertible securities(as a percentage of diluted share capital) (XI)=(VII)+(X) as a % of (A+B+C2)	Number of Locked-in shares (XII)		Number of shares pledged or otherwise encumbered (XIII)		Number of equity shares held in dematerialized form (XIV)	
								No of Voting rights		Total as a % of (A+B+C)			No. (a)	As a % of total shares held (b)	No. (a)	As a % of total shares held (b)		
								Class eg : x	Class eg : y									Total
(A)	Promoter & Promoter Group	4	9861625	0	0	9861625	50.69	9861625	0	9861625	50.69	0	50.69	0	0	9861525	100.00	9861625
(B)	Public	10434	9591604	0	0	9591604	49.31	9591604	0	9591604	49.31	0	49.31	0	0	NA		9467246
(C)	Non Promoter-Non Public	0	0	0	0	0	0	0	0	0	0	0	0	0	0	NA		0
(C1)	Shares underlying DRs	0	0	0	0	0	NA	0	0	0	0	0	0	0	0	NA		0
(C2)	Shares held by Employee Trusts	0	0	0	0	0	0	0	0	0	0	0	0	0	0	NA		0
Total		10438	19453229	0	0	19453229	100.00	19453229	0	19453229	100.00	0	100.00	0	0	9861525	50.69	19328871




Table II- Statement showing shareholding pattern of the Promoter and Promoter Group																			
	Category & Name of the shareholders (I)	Entity-Type i.e promoter or promoter group entity (except promoter)	No. of shareholder (III)	No. of fully paid-up equity shares held (IV)	Partly-paid-up equity shares held (V)	Nos. of shares underlying Depository Receipts (VI)	Total Nos. shares held (VII = IV+V+VI)	Shareholding % calculated as per SCRR,1957 As a % of (A+B+C2) (VIII)	Number of Voting Rights held in each class of securities (IX)			No. of Shares Underlying Outstanding convertible securities (including warrants) (X)	Shareholding,as % assuming full conversion of convertible securities(as a percentage of diluted share capital) (XI)=(VII)+(X) as a % of (A+B+C2)	Number of Locked In shares (XII)		Number of shares pledged or otherwise encumbered (XIII)		Number of equity shares held In dematerialized form (XIV)	
									No of Voting Rights		Total as a % of Total Voting rights			No. (a)	As a % of total shares held (b)	No. (a)	As a % of total shares held (b)		
									Class x	Class y									Total
1	Indian																		
(a)	Individuals/Hindu Undivided Family	Promoter	1	25100	0	0	25100	0.13	25100	0	25100	0.13	0	0.13	0	0	25100	100.00	25100
	Shiv Kumar Jatia		1	25100	0	0	25100	0.13	25100	0	25100	0.13	0	0.13	0	0	25100	100.00	25100
(b)	Central Government/State Government(s)		0	0	0	0	0	0.00	0	0	0	0	0.00	0	0	0	0	0	0
(c)	Financial Institutions/Banks		0	0	0	0	0	0.00	0	0	0	0	0	0	0	0	0	0	0
(d)	Any other (Bodies Corporate)	Promoter group entity																	
			1	6500	0	0	6500	0.03	6500	0	6500	0.03	0	0.03	0	0	6400	98.46	6500
	Asian Holdings Private Limited		1	6500	0	0	6500	0.03	6500	0	6500	0.03	0	0.03	0	0	6400	98.46	6500
	Sub-Total (A)(1)		2	31600	0	0	31600	0.16	31600	0	31600	0.16	0	0.16	0	0	31500	99.68	31600
2	Foreign																		
(a)	Individuals (Non Resident Individuals/Foreign Individuals)		0	0	0	0	0	0.00	0	0	0	0	0.00	0	0	0	0	0	0
(b)	Government		0	0	0	0	0	0.00	0	0	0	0	0.00	0	0	0	0	0	0
(c)	Institutions		0	0	0	0	0	0.00	0	0	0	0	0.00	0	0	0	0	0	0
(d)	Foreign Portfolio Investor		0	0	0	0	0	0.00	0	0	0	0	0.00	0	0	0	0	0	0
(e)	Any other (Bodies Corporate )	Promoter group entity	2	9830025	0	0	9830025	50.53	9830025	0	9830025	50.53	0	50.53	0	0	9830025	100.00	9830025
			1	5336880	0	0	5336880	27.43	5336880	0	5336880	27.43	0	27.43	0	0	5336880	100.00	5336880
	Yans Enterprises (H.K.) Ltd		1	4493145	0	0	4493145	23.10	4493145	0	4493145	23.10	0	23.10	0	0	4493145	100.00	4493145
	Fineline Holdings Limited																		
	Sub-Total (A)(2)		2	9830025	0	0	9830025	50.53	9830025	0	9830025	50.53	0	50.53	0	0	9830025	100.00	9830025
	Total Shareholding of Promoter and Promoter Group (A)= (A)(1)+(A)(2)		4	9861625	0	0	9861625	50.69	9861625	0	9861625	50.69	0	50.69	0	0	9861525	100.00	9861625
Details of shares which remain unclaimed may be given here along with details such as number of shareholders, outstanding shares held In demat/unclaimed suspense account, voting rights which are frozen etc.- Nil																			

Details of shares which remain unclaimed may be given here along with details such as number of shareholders, outstanding shares held in demat/unclaimed suspense account, voting rights which are frozen etc. - Nil





Table III- Statement showing shareholding pattern of the Public shareholder

Table 1B: Statement showing shareholding pattern																					
	Category & Name of the shareholders (I)	No. of the shareh older (III)	No. of fully paid up equity shares held (IV)	Partly paid- up equity shares held (V)	Nos. of shares under lying Deposito ry Receipts (VI)	Total Nos. of shares held (VII = IV+V+VI)	Shareholdin g % calculated as per SCRR, 1957 as a % of (A+B+C2) (VIII)	Number of Voting Rights held in each class of securities (IX)				No. of Shares Underlying Outstandi ng convertibl e securities (including warrants) (X)	Total Shareholding, as a % assuming full conversion of convertible securities (as a percentage of diluted share capital) (XI)	Number of Locked In shares (XII)		Number of shares - pledged or otherwise encumbered (XIII)		Number of equity shares held in demater- ialized form (XIV)	Sub-categorization of shares (XV)		
								No. of Voting rights			Total as a % of Total Voting rights			No. (a)	As a % of total shares held (b)	No. (Not applic able) (a)	As a % of total shares held (not applicable) (b)		Shareholding (No. of shares ) under		
								Class x	Class y	Total									Sub- category (I)	Sub- category (II)	Sub- category (III)
1	Institutions (Domestic)																				
(a)	Mutual Funds	7	395	0	0	395	0.00	395	0	395	0.00	0	0.00	0	0	NA	195	0	0	0	
(b)	Venture Capital Fund	0	0	0	0	0	0.00	0	0	0	0.00	0	0.00	0	0	NA	0	0	0	0	
(c)	Alternate Investment Funds	0	0	0	0	0	0.00	0	0	0	0.00	0	0.00	0	0	NA	0	0	0	0	
(d)	Banks	5	217	0	0	217	0.00	217	0	217	0.00	0	0.00	0	0	NA	80	0	0	0	
(e)	Insurance Companies	3	25245	0	0	25245	0.13	25245	0	25245	0.13	0	0.00	0	0	NA	25005	0	0	0	
(f)	Provident Funds/Pension Funds	0	0	0	0	0	0.00	0	0	0	0.00	0	0.00	0	0	NA	0	0	0	0	
(g)	Asset Reconstruction Companies	0	0	0	0	0	0.00	0	0	0	0.00	0	0.00	0	0	NA	0	0	0	0	
(h)	Sovereign Wealth Funds	0	0	0	0	0	0.00	0	0	0	0.00	0	0.00	0	0	NA	0	0	0	0	
(i)	NBFCs Registered with RBI	3	688237	0	0	688237	3.54	688237	0	688237	3.54	0	0.00	0	0	NA	688237	0	0	0	
	INDISTOCK PRIVATE LIMITED	1	688127	0	0	688127	3.54	688127	0	688127	3.54	0	0.00	0	0	NA	688127	0	0	0	
(j)	Other Financial Institutions (UTI)	1	140	0	0	140	0.00	140	0	140	0.00	0	0.00	0	0	NA	0	0	0	0	
(k)	Any Other (specify)	0	0	0	0	0	0.00	0	0	0	0.00	0	0.00	0	0	NA	0	0	0	0	
	Sub-total B(1)	19	714234	0	0	714234	3.67	714234	0	714234	3.67	0	0.00	0	0	NA	713517	0	0	0	
2	Institutions (Foreign)																				
(a)	Foreign Direct Investment	0	0	0	0	0	0.00	0	0	0	0.00	0	0	0	0	NA	0	0	0	0	
(b)	Foreign Venture Capital Investors	0	0	0	0	0	0.00	0	0	0	0.00	0	0	0	0	NA	0	0	0	0	
(c)	Sovereign Wealth Funds	0	0	0	0	0	0.00	0	0	0	0.00	0	0	0	0	NA	0	0	0	0	
(d)	Foreign Portfolio Investors (Category I)	4	214	0	0	214	0.00	214	0	214	0.00	0	0	0	0	NA	34	0	0	0	
(e)	Foreign Portfolio Investors (Category II)	0	0	0	0	0	0.00	0	0	0	0.00	0	0	0	0	NA	0	0	0	0	
(f)	Overseas Depositories (holding DRs) (balancing figure)	0	0	0	0	0	0.00	0	0	0	0.00	0	0	0	0	NA	0	0	0	0	
(g)	Any Other (specify)	0	0	0	0	0	0.00	0	0	0	0.00	0	0	0	0	NA	0	0	0	0	
	Sub-Total B(2)	4	214	0	0	214	0.00	214	0	214	0.00	0	0	0	0	NA	34	0	0	0	
3	Central Government/State Government(s)																				
(a)	Central Government/President of India	0	0	0	0	0	0.00	0	0	0	0.00	0	0	0	0	NA	0	0	0	0	
(b)	State Government/Governor	0	0	0	0	0	0.00	0	0	0	0.00	0	0	0	0	NA	0	0	0	0	
(c)	Shareholding by Companies or Body Corporate where central /State Government is promoter	0	0	0	0	0	0.00	0	0	0	0.00	0	0	0	0	NA	0	0	0	0	
	Sub-Total B(3)	0	0	0	0	0	0	0	0	0	0.00	0	0	0	0	NA	0	0	0	0	
4	Non-institutions																				
(a)	Associate companies/ Subsidiaries																				
(b)	Director and their relatives (excluding independent director and nominee director)	4	580224	0	0	580224	2.98	580224	0	580224	2.98	0	0	0	0	NA	580224	0	0	0	
	SHREYA AGARWAL	2	580090	0	0	580090	2.98	580090	0	580090	2.98	0	0	0	0	NA	580090	0	0	0	
(c)	Key Managerial Personnel	0	0	0	0	0	0.00	0	0	0	0.00	0	0	0	0	NA	0	0	0	0	
(d)	Relatives of promoters (other than 'immediate relative of promoters disclosed under 'Promoter and Promoter Group' category)	0	0	0	0	0	0.00	0	0	0	0.00	0	0	0	0	NA	0	0	0	0	



	Category & Name of the shareholders (I)	No. of the shareh older (III)	No. of fully paid up equity shares held (IV)	Partly paid-up equity shares held (V)	Nos. of shares under lying Deposito ry Receipts (VI)	Total Nos. of shares held (VII = IV+V+VI)	Shareholdin g % calculated as per SCRR, 1957 as a % of (A+B+C2) (VIII)	Number of Voting Rights held in each class of securities (IX)				No. of Shares Underlying Outstandi ng convertibl e securities (including warrants) (X)	Total Shareholding, as a % assuming full conversion of convertible securities (as a percentage of diluted share capital) (XI)	Number of Locked in shares (XII)		Number of shares pledged or otherwise encumbered (XIII)		Number of equity shares held in demateri alized form (XIV)	Sub-categorization of shares (XV)		
								No. of Voting rights			Total as a % of Total Voting rights			No. (a) As a % of total shares held (b)	No. (Not applic able) (a)	As a % of total shares held (not applicable) (b)	Shareholding (No. of shares ) under				
								Class x	Class y	Total							Sub- category (I)		Sub- category (II)	Sub- category (III)	
(e)	Trust where any person belonging to 'Promoter and Promoter Group' category is 'trustee', 'beneficiary', or 'author of the trust'	0	0	0	0	0	0.00	0	0	0	0.00	0	0	0	0	NA	0	0	0	0	
(f)	Investor Education and Protection Fund Authority (IEPF)	1	161888	0	0	161888	0.83	161888	0	161888	0.83	0	0	0	0	NA	161888	0	0	0	0
(g)	Resident Individual holding nominal share capital up to Rs. 2 lakhs	9806	949885	0	0	949885	4.88	949885	0	949885	4.88	0	0	0	0	NA	862580	0	0	0	0
(h)	Resident Individual holding nominal share capital in excess of Rs. 2 lakhs	22	2099296	0	0	2099296	10.79	2099296	0	2099296	10.79	0	0	0	0	NA	2099296	0	0	0	0
	KANTA AGARWALA	1	310321	0	0	310321	1.60	310321	0	310321	1.60	0	0	0	0	NA	310321	0	0	0	0
	ROHAN GANERIWALA	1	291823	0	0	291823	1.50	291823	0	291823	1.50	0	0	0	0	NA	291823	0	0	0	0
(i)	Non Resident Indians	330	1586100	0	0	1586100	8.15	1586100	0	1586100	8.15	0	0	0	0	NA	1550390	0	0	0	0
	RADHEY SHYAM SARAF	1	960462	0	0	960462	4.94	960462	0	960462	4.94	0	0	0	0	NA	960462	0	0	0	0
	SANDEEP KUMAR DHANUKA	1	515802	0	0	515802	2.65	515802	0	515802	2.65	0	0	0	0	NA	515802	0	0	0	0
(j)	Foreign Nationals	0	0	0	0	0	0.00	0	0	0	0.00	0	0	0	0	NA	0	0	0	0	0
(k)	Foreign Companies	0	0	0	0	0	0.00	0	0	0	0.00	0	0	0	0	NA	0	0	0	0	0
(l)	Bodies Corporate	101	3225922	0	0	3225922	16.58	3225922	0	3225922	16.58	0	0	0	0	NA	8225475	0	0	0	0
	J C FLOWERS ASSET RECONSTRUCTION PRIVATE LIMITED	1	1402991	0	0	1402991	7.21	1402991	0	1402991	7.21	0	0	0	0	NA	1402991	0	0	0	0
	LUCKY HOLDING PRIVATE LIMITED	1	660000	0	0	660000	3.39	660000	0	660000	3.39	0	0	0	0	NA	660000	0	0	0	0
	MANU VYAPAR (P) LTD	1	355385	0	0	355385	1.83	355385	0	355385	1.83	0	0	0	0	NA	355385	0	0	0	0
	SHOWN INVESTMENT PRIVATE LIMITED	1	335000	0	0	335000	1.72	335000	0	335000	1.72	0	0	0	0	NA	335000	0	0	0	0
(m)	Any other (specify)	147	273841	0	0	273841	1.41	273841	0	273841	1.41	0	0	0	0	NA	273841	0	0	0	0
	Clearing Member	0	0	0	0	0	0.00	0	0	0	0.00	0	0	0	0	NA	0	0	0	0	0
	HUF	146	273806	0	0	273806	1.41	273806	0	273806	1.41	0	0	0	0	NA	273806	0	0	0	0
	Trust	1	35	0	0	35	0.00	35	0	35	0.00	0	0	0	0	NA	35	0	0	0	0
	Sub-Total (B)(4)	10411	8877156	0	0	8877156	45.63	8877156	0	8877156	45.633	0	0	0	0	NA	8753695	0	0	0	0
	Total Public Shareholding (B)=(B)(1)+(B)(2)+(B)(3)+B(4)	10434	9591604	0	0	9591604	49.31	9591604	0	9591604	49.31	0	0.00	0	0	NA	9467246	0	0	0	0

"Foreign Portfolio Investors" includes shareholding of "Foreign Institutional Investors" also.		
Details of the shareholders acting as person in Concert including their shareholding (No and %)		
Sr- No	Name	No. of shares % of total Equity
	NA.	NA. NA.
Details of shares which remain unclaimed may be given here along with details such as number of shareholders, outstanding shares held in dema/unclaimed suspense account, voting rights which are frozen etc.		
No. of shareholders		No. of shares outstanding in Unclaimed Suspense Account
0		0




Table IV- Statement showing shareholding pattern of the Non Promoter - Non Public shareholder																			
	Category & Name of the shareholders (I)	PAN (II)	No. of shareholder (III)	No. of fully paid-up equity shares held (IV)	Partly paid - up equity shares held (V)	Nos. of shares underlying Depository Receipts (VI)	Total Nos. of shares held (VII = IV+V+Vi)	Shareholdi ng % calculated as per SCRR,1957 as a % of (A+B+C2) (VIII)	Number of Voting Rights held In each class of securities (IX)				No. of Shares Underlyin g Outstandi ng convertibl e securities (including warrants) (X)	Total shareholdin g,as % assuming full convertible securities(as a percentage of diluted share capital) (XI)	Number of Locked- in shares (XII)		Number of shares pledged or otherwise encumbered (XIII)		Number of equity shares held in dematerializ ed from (XIV) (Not Applicable)
									No of Voting rights			Total as a % of Total Voting rlgts			No. (a)	As a % of total shares held (b)	No. (Not applica ble)	As a % of total shares held (Not applicab le)	
									Class x	Class y	Total								
(1)	Custodian/DR holder	0	0	0	0	0	0	0	0	0	0	0	0	0	0	0	NA	0	
(a)	Name of DR Holder (if available)	0	0	0	0	0	0	0	0	0	0	0	0	0	0	0	NA	0	
(i)	abc.....																		
(ii)	efg.....																		
(2)	Employee Benefit Trust / employee Welfare trust under SEBI (Share Based Employee Benefit and sweat equity) Regulations, 2021	0	0	0	0	0	0	0	0	0	0	0	0	0	0	0	NA	0	
Total Non- Promoter-Non Public Shareholding (C)=(C)(1)+(C)(2)		0	0	0	0	0	0	0	0	0	0	0	0	0	0	0	NA	0	




Table V- Statement showing details of Significant Beneficial owners (SBOs)

Table V - Statement showing details of Significant Beneficial Owners (SBOs)								
Sr. No	Details of SBO (I)		Details of the registered owner (II)		Details of holding /exercise of rights of the SBO in the reporting company, whether direct or indirect*: (III)			Date of creation / acquisition of significant beneficial interest # (IV)
	Name	Nationality	Name	Nationality	Whether by Virtue of:			
					Shares		%	
					Voting rights		%	
					Rights on distributable dividend or any other distribution		%	
					Exercise of Control			
					Exercise of significant Influence			
1	Shiv Kumar Jatia	Indian	Asian Holdings Private Limited	India	Shares	0.16	%	29.03.2013
					Voting rights			
					Rights on distributable dividend or any other distribution			
					Exercise of Control			
					Exercise of significant Influence			
2	Amritesh Jatia	Indian	Fineline holdings Limited	Mauritius	Shares	23.10	%	29.01.2013
					Voting rights			
					Rights on distributable dividend or any other distribution			
					Exercise of Control			
					Exercise of significant Influence			
			Yans Enterprises (H.K.) Limited	Mauritius	Shares	27.43	%	29.01.2013
					Voting rights			
					Rights on distributable dividend or any other distribution			
					Exercise of Control			
					Exercise of significant Influence			

\* In case the nature of holding / exercise of the right of a SBO falls under multiple categories specified under (a) to (e) under column III, multiple rows for the same SBO shall be inserted accordingly for the each of the categories

# This column shall have the details as specified by the listed entity under FORM No. BEN-2 as submitted to the Registrar.




Table VI- Statement showing foreign Ownership limits		
	Board Approved limits	Limits Utilized
As on Shareholding date	100	60.45
As on end of 1st quarter	100	61.37
As on end of 2nd quarter	100	61.37
As on end of 3rd quarter	100	61.37
As on end of 4th quarter	100	61.42

